

GENERAL FUND BUDGETARY COMPARISON SCHEDULE RATIONALE

The Budgetary Comparison Schedule as reported in the Commonwealth of Pennsylvania's (Commonwealth) Annual Comprehensive Financial Report (ACFR) is compiled from several source documents. Those source documents include the Governor's Executive Budget (GEB), the Department of Revenue Monthly Report (DOR), the Status of Appropriations (SOA), and the Statement of Unappropriated Surplus. Below is a copy of the General Fund Budgetary Comparison Schedule with references (in red) to these source documents. The reference notes are provided in the tables that follow immediately after this Schedule. These notes provide the relationship between the individual line items and the source documents, copies of which are presented following the narrative.

Commonwealth of Pennsylvania

Budgetary Comparison Schedule

Budgeted Major Funds

General Fund

For the Fiscal Year Ended June 30, 2021

(A)

(B)

(C)

(Expressed in Thousands)					
	Original Budget	Difference	Final Budget	Difference	Actual (Budgetary Basis)
REVENUES:					
State Programs:					
Corporation Taxes.....	\$ 5,136,300	\$ 311,700	\$ 5,448,000	\$ 885,490	\$ 6,333,490
Consumption Taxes.....	13,365,100	67,700	13,432,800	940,299	14,373,099
Other Taxes.....	17,238,500	202,200	17,440,700	1,032,347	18,473,047
TOTAL TAX REVENUE.....	35,739,900	581,600	36,321,500	2,858,136	39,179,636
NonTax Revenue.....	1,214,800	(46,100)	1,168,700	43,682	1,212,382
TOTAL REVENUE STATE.....	36,954,700	535,500	37,490,200	2,901,818	40,392,018
less: Refunds.....	(1,295,000)	33,000	(1,262,000)	-	(1,262,000)
plus: Departmental services.....	5,820,982	-	5,820,982	11,904	5,832,886
TOTAL STATE PROGRAMS.....	41,480,682	568,500	42,049,182	2,913,722	44,962,904
Federal Programs.....	30,580,111	18,342,154	48,922,265	-	48,922,265
TOTAL REVENUES.....	72,060,793	18,910,654	90,971,447	2,913,722	93,885,169
EXPENDITURES:					
State Programs:					
State funds.....	31,597,357	8,236,852	39,834,209	11,904	39,846,113
TOTAL STATE PROGRAMS.....	31,597,357	8,236,852	39,834,209	11,904	39,846,113
Federal Programs.....	30,580,111	18,342,154	48,922,265	-	48,922,265
TOTAL EXPENDITURES.....	62,177,468	26,579,006	88,756,474	11,904	88,768,378
REVENUES AND OTHER SOURCES OVER (UNDER) EXPENDITURES AND OTHER USES.....					
	9,883,325	(7,668,352)	2,214,973	2,901,818	5,116,791
OTHER FINANCING SOURCES (USES):					
Current year lapses *.....	-	134,534	134,534	(134,534)	-
Prior year lapses.....	-	220,000	220,000	-	220,000
Transfer from Budget Stabilization Reserve Fund.....	-	-	-	-	-
Transfer to Budget Stabilization Reserve Fund.....	-	-	-	(2,621,516)	(2,621,516)
TOTAL OTHER FINANCING SOURCES (USES).....	-	354,534	354,534	(2,756,050)	(2,401,516)
REVENUES AND OTHER SOURCES OVER (UNDER) EXPENDITURES AND OTHER USES.....					
	9,883,325	(7,313,818)	2,569,507	145,768	2,715,275
FUND BALANCE					
(BUDGETARY BASIS), JUNE 30, 2020, RESTATED.....	(2,734,070)	-	(2,734,070)	18,795	(2,715,275)
FUND BALANCE					
(BUDGETARY BASIS), JUNE 30, 2021.....	\$ 7,149,255	\$ (7,313,818)	\$ (164,563)	\$ 164,563	\$ -

* Current year lapse amount in the Actual (Budgetary Basis column) is already netted out of the state expenditure amount.

(A)-Original Budget:

The original budget column reports the amounts that were enacted/adopted by both the executive and legislative branches of Pennsylvania government prior to the beginning of the fiscal year. The source documentation for amounts displayed in the original budget column are reported in the GEB, with the exception of federal revenue and federal expenditures, and departmental services. The source documents for the federal revenue and federal expenditures are the federal ledgers as reported in the SOA.

Budget to Actual Ref.		Page Number
A-1	Total Revenue State – Governor’s Executive Budget (GEB 21-22) Page C1-12, (2020-21 Official Estimate)	4
A-2	Refunds – GEB 21-22 Page C1-9 2020-21 Available Column	5
A-3	Departmental Services – SAP SOA Pd 7/2020 State Ledgers, Estimated Augmentations \$5,820,982	6
A-4	Federal Program Revenue – SAP SOA Federal Ledgers	8
A-5	State Program Expenditures – Appropriations/Executive Authorizations by ESN Original Budget various ESNs \$25,776,375 Plus: Estimated Augmentations, SAP SOA Pd 7/2020 (refer to A-3 above) \$5,820,982 Total \$31,597,357	10 & 11 6
A-6	Federal Program Expenditures – SAP SOA Federal Ledgers	8
A-7	Fund Balance June 30, 2020 Restated – GEB 21-22 Page C1-9 2019-20 Actual Column Ending Balance	5

(B)-Final Budget:

The final budget column reports the original budget amounts at fiscal year end and any adjustments that may have been made to the approved spending plan. This is referred to as rebudget and may include additional spending authority. The source documentation for amounts displayed in the final budget column are reported in the GEB, with the exception of federal revenue and federal expenditures, and departmental services.

Budget to Actual Ref.		Page Number
B-1	Total Revenue State – GEB 21-22 Page C1-12, (2020-21 Revised Estimate)	4
B-2	Refunds – Appropriation 20018 final budget updated by ESN 20-235	19 & 88
B-3	Departmental Services – Departmental Services – SAP SOA Pd 7/2020 State Ledgers, Estimated Augmentations (refer to A-3 above)	6
B-4	Federal Program Revenue – SAP SOA Pd 13/2020 Federal Ledgers Pre-Commitments \$2,180 Commitments \$2,187,594 Actual Expenditures \$31,282,373 Available Balance \$15,450,118 Total \$48,922,265	8 & 9
B-5	State Program Expenditures – Appropriations/Executive Authorizations by ESN Original Budget various ESNs \$25,776,375 Plus: Estimated Augmentations, SAP SOA Pd 7/2020 (refer to A-3 above) \$5,820,982 FY 20 Approved Supplementals \$7,386,915 ESN 21-034 FY 20 Supplementals \$849,937 Total \$39,834,209	10 & 11 6 10 10 10, 12 - 19
B-6	Federal Program Expenditures – SAP SOA Pd 13/2020 Federal Ledgers Pre-Commitments \$2,180 Commitments \$2,187,594 Actual Expenditures \$31,282,373 Available Balance \$15,450,118 Total \$48,922,265	8 & 9
B-7	Current Year Lapses – GEB 21-22 Page C1-9, 2020-21 Available Column	5
B-8	Prior Year Lapses – GEB 21-22 Page C1-9, 2020-21 Available Column	5
B-9	Fund Balance June 30, 2020 Restated – GEB 21-22 Page C1-9, 2020-21 Available Column Adjusted Beginning Balance	5

(C)-Actual (Budgetary Basis):

The actual (budgetary basis) column reports the final amounts of revenue, expenditure and fund balance on a budgetary basis. The source documentation for amounts displayed in the actual (budgetary basis) column are reported in the DOR, SOA and Statement of Unappropriated Surplus.

Budget to Actual Ref.		Page Number
C-1	Total Revenue State – Department of Revenue (DOR) Actual June 2021 Revenue, DOR Monthly Report Page 5	7
C-2	Refunds – SAP SOA Pd 13/2020, SAP Fund 2001800000	19
C-3	Departmental Services – SAP SOA Pd 13/2020 State Ledgers, Actual Augmentations Column	19
C-4	Federal Program Revenue – SAP SOA Pd 13/2020 Federal Ledgers Pre-Commitments \$2,180 Commitments \$2,187,594 Actual Expenditures \$31,282,373 Available Balance <u>\$15,450,118</u> Total \$48,922,265	8 & 9
C-5	State Program Expenditures – SAP SOA Pd 13/2020 State Ledgers Pre-Commitments \$22,202 Commitments \$526,618 Actual Expenditures \$37,870,203 Available Balance <u>\$1,427,090</u> Total \$39,846,113	12 - 19
C-6	Federal Program Expenditures – SAP SOA Pd 13/2020 Federal Ledgers Pre-Commitments \$2,180 Commitments \$2,187,594 Actual Expenditures \$31,282,373 Available Balance <u>\$15,450,118</u> Total \$48,922,265	8 & 9
C-7	Prior Year Lapses – SAP SOA Pd 13/2020 State Appropriations \$169,276 State Executive Authorizations \$50,658 Continuing Ledgers \$66 Total \$220,000	20
C-8	Transfer to Budget Stabilization Fund ESN 21-115 \$2,621,516.00	20 & 91
C-9	Fund Balance June 30, 2020 Restated – FY 2020-21 Statement of Unappropriated Surplus Statement Adjusted Beginning Balance ESN 20-300	10, 20, & 88
C-10	Fund Balance June 30, 2021 – Statement of Unappropriated Surplus Statement Ending Balance at June 30, 2021	20

General Fund Revenue

Adjustments to Revenue Estimate

On November 23, 2020, the Official Estimate for fiscal year 2020-21 was certified to be \$36,954,700,000. The adjustments detailed below take into account actual revenue collections through the first six months of the fiscal year and projected collections for the remainder of the fiscal year based on current expectations for the economy and revenue trends as well as tax proposals for the budget.

	(Dollar Amounts in Thousands)		
	2020-21 Official Estimate	Adjustments	2020-21 Revised Estimate
TAX REVENUE			
Corporation Taxes			
Corporate Net Income Tax	\$ 3,252,600	\$ 317,100	\$ 3,569,700
Selective Business:			
Gross Receipts Tax	1,005,500	-2,800	1,002,700
Public Utility Realty Tax	38,200	300	38,500
Insurance Premiums Tax	469,400	-900	468,500
Financial Institutions Tax	370,600	-2,000	368,600
Total — Corporation Taxes	<u>\$ 5,136,300</u>	<u>\$ 311,700</u>	<u>\$ 5,448,000</u>
Consumption Taxes			
Sales and Use Tax	\$ 11,904,000	\$ 76,700	\$ 11,980,700
Cigarette Tax	904,700	-3,300	901,400
Other Tobacco Products Tax	126,200	200	126,400
Malt Beverage Tax	23,500	-	23,500
Liquor Tax	406,700	-5,900	400,800
Total — Consumption Taxes	<u>\$ 13,365,100</u>	<u>\$ 67,700</u>	<u>\$ 13,432,800</u>
Other Taxes			
Personal Income Tax	\$ 15,438,200	\$ 133,600	\$ 15,571,800
Realty Transfer Tax	526,100	39,200	565,300
Inheritance Tax	1,116,800	14,300	1,131,100
Gaming	197,600	7,400	205,000
Minor and Repealed Taxes	-40,200	7,700	-32,500
Total — Other Taxes	<u>\$ 17,238,500</u>	<u>\$ 202,200</u>	<u>\$ 17,440,700</u>
TOTAL TAX REVENUE	<u>\$ 35,739,900</u>	<u>\$ 581,600</u>	<u>\$ 36,321,500</u>
NONTAX REVENUE			
State Stores Fund Transfer	\$ 185,100	\$ -	\$ 185,100
Licenses Fees and Miscellaneous:			
Licenses and Fees	152,000	-	152,000
Miscellaneous	815,700	-46,200	769,500
Fines, Penalties and Interest:			
Other	62,000	100	62,100
TOTAL NONTAX REVENUE	<u>\$ 1,214,800</u>	<u>\$ -46,100</u>	<u>\$ 1,168,700</u>
GENERAL FUND TOTAL	<u>\$ 36,954,700</u>	<u>\$ 535,500</u>	<u>\$ 37,490,200</u>

A-1 B-1

Seven Year Financial Statement

The following financial statement and accompanying notes are a summary of the General Fund revenues and expenditures for the 2019-20 actual year, 2020-21 available year and 2021-22 budget year, as well as future year estimates.

(Dollar Amounts in Thousands)

	2019-20 Actual	2020-21 Available	2021-22 Budget	2022-23 Estimated	2023-24 Estimated	2024-25 Estimated	2025-26 Estimated
Beginning Balance	\$ -	\$ -2,734,070	\$ -233,422	\$ 293,393	\$ 207,355	\$ 397,333	\$ 469,540
Adjustment to Beginning Balance.....	30,373	-	-	-	-	-	-
Adjusted Beginning Balance.....	\$ 30,373	\$ -2,734,070 B-9	\$ -233,422	\$ 293,393	\$ 207,355	\$ 397,333	\$ 469,540
Revenue:							
Revenue Receipts.....	\$ 32,275,785	\$ 37,490,200	\$ 40,085,800	\$ 42,268,700	\$ 43,184,700	\$ 43,967,100	\$ 45,041,800
Refunds.....	-1,150,000	-1,295,000 A-2	-1,724,000	-2,177,000	-2,318,000	-2,363,000	-2,412,000
Total Revenue.....	\$ 31,125,785	\$ 36,195,200	\$ 38,361,800	\$ 40,091,700	\$ 40,866,700	\$ 41,604,100	\$ 42,629,800
Prior Year Lapses.....	200,000	220,000 B-8	100,000	-	-	-	-
Funds Available.....	\$ 31,356,158	\$ 33,681,130	\$ 38,228,378	\$ 40,385,093	\$ 41,074,055	\$ 42,001,433	\$ 43,099,340
Expenditures:							
Appropriations.....	\$ 35,219,623	\$ 36,248,063	\$ 40,207,348	\$ 40,108,620	\$ 40,544,277	\$ 41,375,380	\$ 41,852,968
Supplemental Appropriations.....	-	903,416	-	-	-	-	-
Less Federal COVID Funds:							
Enhanced Medical Assistance							
Percentage.....	-1,129,395	-1,634,889	-2,370,161	-	-	-	-
COVID-19 Response Restricted							
Account.....	-	-1,467,504	-	-	-	-	-
Current Year Lapses.....	-	-134,534 B-7	-	-	-	-	-
Total Expenditures.....	\$ 34,090,228	\$ 33,914,552	\$ 37,837,187	\$ 40,108,620	\$ 40,544,277	\$ 41,375,380	\$ 41,852,968
Preliminary Balance.....	\$ -2,734,070	\$ -233,422	\$ 391,191	\$ 276,473	\$ 529,778	\$ 626,053	\$ 1,246,372
Transfer to Budget Stabilization							
Reserve Fund.....	-	-	-97,798	-69,118	-132,445	-156,513	-311,593
Ending Balance	\$ -2,734,070 A-7	\$ -233,422	\$ 293,393	\$ 207,355	\$ 397,333	\$ 469,540	\$ 934,779

ORIGINAL/FINAL BUDGET & ACTUAL DEPARTMENTAL SERVICES

ORIGINAL

Filter
 99 Fund Indicator !X
 Approp Fiscal Yr 2020
 Approp Ledger Cd 1*; 2*; 3*; I55; I56
 Business area 10 - 99
 Chart of accounts COPA
 Controlling area COPA
 Fiscal year variant V6
 FM area COPA
 Fund Type 001

Variables

Business Area 10 - 99
 Posting Period 7
 Fiscal Year 2020
 Fund Type General Fund
 Approp Ledger 1*; 2*; 3*
 Approp Fiscal Year 2020

ACTUAL AUGS

Filter
 99 Fund Indicator !X
 Approp Fiscal Yr 2020
 Approp Ledger Cd 1*; 2*; 3*; I55; I56
 Business area 10 - 99
 Chart of accounts COPA
 Controlling area COPA
 Fiscal year variant V6
 FM area COPA
 Fund Type 001

Variables

Business Area 10 - 99
 Posting Period 13
 Fiscal Year 2020
 Fund Type General Fund
 Approp Ledger 1*; 2*; 3*
 Approp Fiscal Year 2020

STATUS OF APPROPRIATION

Business area		Approp Fiscal Yr	Pd 7/2020	Pd 13/2020	Difference
			Original	Actual Augs	
11	Corrections	2020	\$ 10,108,000.00	\$ 9,015,109.82	\$ (1,092,890.18)
12	Labor & Industry	2020	\$ 12,081,000.00	\$ 12,094,731.05	\$ 13,731.05
13	Military & Veterans Affairs	2020	\$ 26,357,000.00	\$ 23,833,500.15	\$ (2,523,499.85)
14	Attorney General	2020	\$ 35,881,695.00	\$ 32,357,527.60	\$ (3,524,167.40)
15	General Services	2020	\$ 63,056,746.31	\$ 67,221,877.73	\$ 4,165,131.42
16	Education	2020	\$ 6,120,000.00	\$ 5,714,534.83	\$ (405,465.17)
17	Public Utility Commission	2020	\$ 78,061,000.00	\$ 78,061,000.00	\$ 0.00
18	Revenue	2020	\$ 59,958,000.00	\$ 64,584,836.06	\$ 4,626,836.06
19	State Department	2020	\$ 101,774,427.81	\$ 100,976,761.02	\$ (797,666.79)
20	State Police	2020	\$ 781,893,000.00	\$ 780,634,610.96	\$ (1,258,389.04)
21	Human Services	2020	\$ 3,980,331,733.00	\$ 3,714,902,978.58	\$ (265,428,754.42)
24	Community & Economic Develop	2020	\$ 14,696,000.00	\$ 158,151,140.56	\$ 143,455,140.56
30	Historical & Museum Commission	2020	\$ 1,320,000.00	\$ 1,577,314.28	\$ 257,314.28
31	PA Emergency Management Agency	2020	\$ 1,050,000.00	\$ 1,216,460.62	\$ 166,460.62
32	Civil Service Commission	2020	\$ 3,900,000.00	\$ 4,828,076.12	\$ 928,076.12
35	Environmental Protection	2020	\$ 37,579,000.00	\$ 34,058,601.36	\$ (3,520,398.64)
38	Conservation & Natural Resourc	2020	\$ 63,738,105.48	\$ 63,462,300.96	\$ (275,804.52)
45	Legislative Misc & Commissions	2020	\$ 0.00	\$ 17.70	\$ 17.70
51	Supreme Court	2020	\$ 0.00	\$ 70,500,787.42	\$ 70,500,787.42
52	Superior Court	2020	\$ 0.00	\$ 10,926,093.69	\$ 10,926,093.69
53	Courts of Common Pleas	2020	\$ 0.00	\$ 32,069,266.76	\$ 32,069,266.76
58	Commonwealth Court	2020	\$ 0.00	\$ (1,366,177.36)	\$ (1,366,177.36)
59	Magisterial District Judges	2020	\$ 0.00	\$ (703,947.52)	\$ (703,947.52)
62	Philadelphia Municipal Court	2020	\$ 0.00	\$ 14,331,545.77	\$ 14,331,545.77
67	Health	2020	\$ 21,568,104.00	\$ 3,036,375.70	\$ (18,531,728.30)
68	Agriculture	2020	\$ 15,482,000.00	\$ 18,411,668.77	\$ 2,929,668.77
73	Treasury	2020	\$ 0.00	\$ 15,169,419.43	\$ 15,169,419.43
74	Drug and Alcohol Programs	2020	\$ 2,000.00	\$ 11,001,780.76	\$ 10,999,780.76
75	Banking & Securities	2020	\$ 9,477,000.00	\$ 9,477,000.00	\$ 0.00
81	Executive Offices	2020	\$ 483,548,984.79	\$ 482,716,633.07	\$ (832,351.72)
92	Auditor General	2020	\$ 10,845,000.00	\$ 12,072,516.23	\$ 1,227,516.23
99	Governor's Office	2020	\$ 2,153,000.00	\$ 2,551,650.50	\$ 398,650.50
Overall Result			\$ 5,820,981,796.39	\$ 5,832,885,992.62	\$ 11,904,196.23

A-3
B-3

C-3



GENERAL FUND COMPARISON OF ACTUAL TO ESTIMATE - JUNE 2021

(\$ thousands)

REVENUE SOURCES	June Actual	June Estimated	Difference		YTD Actual	YTD Estimated	Difference	
			Amount	Percent			Amount	Percent
TOTAL - GENERAL FUND	3,768,379	3,199,700	568,679	17.8%	40,392,018 C-1	36,954,700	3,437,318	9.3%
TOTAL - TAX REVENUE	3,665,401	3,051,500	613,901	20.1%	39,179,636	35,739,900	3,439,736	9.6%
TOTAL - Corporation Taxes	714,207	409,200	305,007	74.5%	6,333,490	5,136,300	1,197,190	23.3%
Accelerated Deposits	(2,357)	0	(2,357)		4,775	0	4,775	
Corporate Net Income	711,520	414,600	296,920	71.6%	4,423,759	3,252,600	1,171,159	36.0%
Gross Receipts	2,247	2,700	(453)	-16.8%	989,981	1,005,500	(15,519)	-1.5%
Utility Property	207	100	107	106.7%	40,214	38,200	2,014	5.3%
Insurance Premiums	(6,143)	(15,300)	9,157	59.8%	451,784	469,400	(17,616)	-3.8%
Bank Shares	1,827	2,600	(773)	-29.7%	399,935	347,400	52,535	15.1%
Mutual Thrift	6,907	4,500	2,407	53.5%	23,042	23,200	(158)	-0.7%
TOTAL - Consumption Taxes	1,341,855	1,149,300	192,555	16.8%	14,373,099	13,365,100	1,007,999	7.5%
Sales and Use	1,201,331	1,012,100	189,231	18.7%	12,834,895	11,904,000	930,895	7.8%
Non-Motor Vehicle	1,019,638	851,800	167,838	19.7%	10,987,199	10,172,200	814,999	8.0%
Motor Vehicle	181,692	160,300	21,392	13.3%	1,847,696	1,731,800	115,896	6.7%
Cigarette	91,937	92,100	(163)	-0.2%	964,201	904,700	59,501	6.6%
Other Tobacco Products	11,697	11,200	497	4.4%	134,893	126,200	8,693	6.9%
Malt Beverage	2,041	2,200	(159)	-7.2%	23,271	23,500	(229)	-1.0%
Liquor	34,849	31,700	3,149	9.9%	415,839	406,700	9,139	2.2%
TOTAL - Other Taxes	1,609,338	1,493,000	116,338	7.8%	18,473,047	17,238,500	1,234,547	7.2%
Personal Income	1,431,003	1,333,500	97,503	7.3%	16,283,385	15,438,200	845,185	5.5%
Withholding	989,787	946,800	42,987	4.5%	10,837,978	10,672,200	165,778	1.6%
Non-Withholding	441,216	386,700	54,516	14.1%	5,445,408	4,766,000	679,408	14.3%
Realty Transfer	65,131	46,500	18,631	40.1%	640,233	526,100	114,133	21.7%
Inheritance	100,809	88,600	12,209	13.8%	1,345,500	1,116,800	228,700	20.5%
Gaming	24,779	14,600	10,179	69.7%	241,834	197,600	44,234	22.4%
Minor and Repealed	(12,384)	9,800	(22,184)	-226.4%	(37,905)	(40,200)	2,295	5.7%
TOTAL - NONTAX REVENUE	102,978	148,200	(45,222)	-30.5%	1,212,382	1,214,800	(2,418)	-0.2%
Liquor Store Profits	42,500	42,500	0	0.0%	185,100	185,100	0	0.0%
Licenses and Fees	6,592	2,200	4,392	199.6%	187,242	152,000	35,242	23.2%
Miscellaneous	55,718	109,300	(53,582)	-49.0%	775,911	815,700	(39,789)	-4.9%
Fines, Penalties & Interest Total	(1,832)	(5,800)	3,968	68.4%	64,128	62,000	2,128	3.4%

STATUS OF APPROPRIATIONS

Filter
 99 Fund Indicator IX
 Approp Fiscal Yr 2020
 Approp Ledger Cd 70 - 89; 155; 156
 Business area 10 - 99
 Chart of accounts COPA
 Controlling area COPA
 Fiscal year variant V6
 FM area COPA
 Fund Type 001

Variables
 Business Area 10 - 99
 Posting Period 13
 Fiscal Year 2020
 Fund Type General Fund
 Approp Ledger One Yr App-Fed - 89
 Approp Fiscal Year 2020

Data Source Name Status of Appropriations

Last Data Update 7/7/2021
 Last Data Update (Mo) 7/7/2021

Business area			Final Federal	ESN 21-034 GF Fed Supplementals	Other ESNs Issued After Period 1/2020	Original Federal
10	Aging	2020	\$ 181,180,000.00		\$ 75,758,000.00	\$ 105,422,000.00
11	Corrections	2020	\$ 1,374,356,989.69		\$ 1,358,571,989.69	\$ 15,785,000.00
12	Labor & Industry	2020	\$ 522,909,500.00		\$ 8,837,500.00	\$ 514,072,000.00
13	Military & Veterans Affairs	2020	\$ 236,303,000.00		\$ 31,162,000.00	\$ 205,141,000.00
14	Attorney General	2020	\$ 17,679,256.00		\$ 826,256.00	\$ 16,853,000.00
15	General Services	2020	\$ 7,000,000.00		\$ 7,000,000.00	\$ 0.00
16	Education	2020	\$ 5,367,418,000.00		\$ 2,704,863,000.00	\$ 2,662,555,000.00
17	Public Utility Commission	2020	\$ 5,022,000.00			\$ 5,022,000.00
19	State Department	2020	\$ 30,495,000.00			\$ 30,495,000.00
20	State Police	2020	\$ 264,866,876.00		\$ 226,988,876.00	\$ 37,878,000.00
21	Human Services	2020	\$ 28,643,998,659.70	\$ 37,611,000.00	\$ 4,129,653,659.70	\$ 24,476,734,000.00
24	Community & Economic Develop	2020	\$ 807,189,700.04	\$ 20,000,000.00	\$ 542,832,700.04	\$ 244,357,000.00
30	Historical & Museum Commission	2020	\$ 5,108,000.00		\$ 247,000.00	\$ 4,861,000.00
31	PA Emergency Management Agency	2020	\$ 546,492,000.00		\$ 336,600,000.00	\$ 209,892,000.00
33	PA Infrastructure Investment	2020	\$ 195,922,000.00			\$ 195,922,000.00
35	Environmental Protection	2020	\$ 254,442,000.00		\$ 71,000.00	\$ 254,371,000.00
38	Conservation & Natural Resourc	2020	\$ 57,565,000.00		\$ 300,000.00	\$ 57,265,000.00
51	Supreme Court	2020	\$ 3,856,922.00		\$ 1,903,922.00	\$ 1,953,000.00
67	Health	2020	\$ 2,051,880,000.00		\$ 1,395,365,000.00	\$ 656,515,000.00
68	Agriculture	2020	\$ 107,207,654.00		\$ 8,797,654.00	\$ 98,410,000.00
74	Drug and Alcohol Programs	2020	\$ 416,972,000.00		\$ 102,541,000.00	\$ 314,431,000.00
78	Transportation	2020	\$ 301,685,000.00		\$ 42,066,000.00	\$ 259,619,000.00
79	Insurance	2020	\$ 5,000,000.00			\$ 5,000,000.00
81	Executive Offices	2020	\$ 7,517,894,098.40		\$ 7,310,336,098.40	\$ 207,558,000.00
Overall Result			\$ 48,922,443,655.83	\$ 57,611,000.00	\$ 18,284,721,655.83	\$ 30,580,111,000.00

\$ (178,023.50) Less CY Lapses

\$ 48,922,265,632.33	Final Federal	B-4, B-6
\$ 30,580,111,000.00	Original Federal	A-4, A-6
\$ 18,342,154,632.33	Diff	

Status of Appropriations

Status of Data 7/22/2021 12:01: Last Refreshed 7/22/2021 13:09:37

Filter Information

Filter table with columns for Fund Indicator, Approp Fiscal Yr, Approp Ledger Cd, etc.

Query and Input Restrictions table with fields like Business Area, Posting Period, Fiscal Year, etc.

Conditions and Exceptions table with columns for Actual (Budgetary Basis) Federal Program Revenue/Expenditures.

Main data table with columns: Business area, Appropriation, Apprs/EAs/Cry Fwd - A, Est Augs - B, Actual Augs - C, Pre-Commits - D, Commitments - E, Act Expends - F, Lapses/Fed Exps - G, Available Balance A-C-D-E-F+G, Non Aug Revs, Budget Balance A+B-D-E-F+G.

B-4, B-6, C-4, C-6

Actual federal expenditures - equals BW SOA current Actual Expenditures plus Pre-committments plus Commitments plus Available Balances

Original Budget

ESN 20-019	4,349,000.00	
ESN 20-040	25,140,761,000.00	
ESN 20-026	629,012,000.00	
ESN 20-065	860,000.00	
ESN 20-071	1,393,000.00	
ESN 20-	0.00	
ESN 20-	<u>0.00</u>	
Original Budget Enacted/Authorized	25,776,375,000.00	See page 11
Plus Estimated Augmentations	5,820,981,796.39	See pg 6
Total Original Budget	31,597,356,796.39	A-5

Plus Supplementals

ESN 20-113	8,150,000.00
ESN 20-117	233,000.00
ESN 20-129	337,500.00
ESN 20-145	7,348,074,000.00
ESN 20-172	5,000,000.00
ESN 20-174	2,890,000.00
ESN 20-214	1,495,133.33
ESN 20-229	7,000.00
ESN 20-255	650,000.00
ESN 20-275	350,000.00
ESN 20-293	850,000.00
ESN 20-300	18,795,000.00
ESN 20-307	83,486.11

ESN 21-034 FY20 Supplementals	849,937,000.00	
Total Actual Supplementals		<u>8,236,852,119.44</u>

TOTAL FINAL BUDGET 39,834,208,915.83 B-5

Financial Statement - Beginning Balance Adjustments

ESN 20-300	-18,795,000.00	C-9, see page 20
------------	----------------	------------------

ORIGINAL BUDGET - STATE EXPENDITURES

Filter
 99 Fund Indicator !X
 Approp Fiscal Yr 2020
 Approp Ledger Cd 10 - 39; 155; 156
 Appropriation !20018
 Business area 10 - 99
 Chart of accounts COPA
 Controlling area COPA
 Fiscal year variant V6
 FM area COPA
 Fund Type 001

Variables
 Business Area 10 - 99
 Posting Period 1
 Fiscal Year 2020
 Fund Type General Fund
 Approp Ledger One Yr App-Non Fed - 39
 Appropriation !20018

AO SOA

Business area	Approp Fiscal Yr	Apps/EAs/Cry Fwd - A
11	Corrections	2020 \$ 1,104,705,000.00
12	Labor & Industry	2020 \$ 32,969,000.00
13	Military & Veterans Affairs	2020 \$ 75,406,000.00
14	Attorney General	2020 \$ 47,524,000.00
15	General Services	2020 \$ 54,995,000.00
16	Education	2020 \$ 13,461,095,000.00
18	Revenue	2020 \$ 95,631,000.00
19	State Department	2020 \$ 13,404,000.00
20	State Police	2020 \$ 182,934,000.00
21	Human Services	2020 \$ 7,769,863,000.00
24	Community & Economic Develop	2020 \$ 76,830,000.00
28	Lieutenant Governor	2020 \$ 951,000.00
30	Historical & Museum Commission	2020 \$ 9,814,000.00
31	PA Emergency Management Agency	2020 \$ 23,733,000.00
35	Environmental Protection	2020 \$ 66,226,000.00
37	Environmental Hearing Board	2020 \$ 1,073,000.00
38	Conservation & Natural Resourc	2020 \$ 63,403,000.00
39	PA Higher Education Assistance	2020 \$ 369,382,000.00
40	Ethics Commission	2020 \$ 1,256,000.00
41	Senate	2020 \$ 50,772,000.00
42	House of Representatives	2020 \$ 96,224,000.00
43	Health Care Cost Containment	2020 \$ 1,398,000.00
44	Legislative Reference Bureau	2020 \$ 4,417,000.00
45	Legislative Misc & Commissions	2020 \$ 6,766,000.00
46	Joint State Government Comm.	2020 \$ 709,000.00
47	Legislative Budget and Finance	2020 \$ 842,000.00
48	Legislative Data Processing	2020 \$ 14,482,000.00
51	Supreme Court	2020 \$ 24,700,000.00
52	Superior Court	2020 \$ 13,566,000.00
53	Courts of Common Pleas	2020 \$ 51,732,000.00
57	Miscellaneous Judges	2020 \$ 11,304,000.00
58	Commonwealth Court	2020 \$ 8,885,000.00
59	Magisterial District Judges	2020 \$ 34,811,000.00
62	Philadelphia Municipal Court	2020 \$ 3,248,000.00
63	Regulatory Review Commission	2020 \$ 898,000.00
64	Thaddeus Stevens Coll of Tech	2020 \$ 18,701,000.00
67	Health	2020 \$ 97,916,000.00
68	Agriculture	2020 \$ 134,771,000.00
73	Treasury	2020 \$ 1,170,323,000.00
74	Drug and Alcohol Programs	2020 \$ 19,745,000.00
78	Transportation	2020 \$ 1,282,000.00
81	Executive Offices	2020 \$ 61,162,000.00
90	System of Higher Education	2020 \$ 477,470,000.00
92	Auditor General	2020 \$ 16,194,000.00
99	Governor's Office	2020 \$ 2,863,000.00
Overall Result		\$ 25,776,375,000.00

ESN 20-019 (GFEA) 4,349,000.00
 ESN 20-040 (GB) 25,140,761,000.00
 ESN 20-026 (Non Pref) 629,012,000.00
 ESN 20-065 860,000.00
 ESN 20-071 1,393,000.00

25,776,375,000.00 A-5

Status of Appropriations

Last Data Update 9/8/21 4:10 AM

Query Last Refreshed At 9/8/21 10:44 AM

Final Budget
State Program
Expenditures

Actual (Budgetary
Basis) State
Program
Expenditures

Actual (Budgetary
Basis) State
Program
Expenditures

Actual (Budgetary
Basis) State
Program
Expenditures

Actual (Budgetary
Basis) State
Program
Expenditures

Business area	Appropriation	Approp Fiscal Yr	Apps/EAs/Cry Fwd - A	Est Augs - B	Actual Augs - C	Pre-Commits - D	Commitments - E	Act Expend - F	Lapses/Fed Exps - G	Available Balance A-C-D-E-F+G	
11	10011	Medical Care	2020	\$ 232,486,000.00	\$ 317,047.23	\$ (317,047.23)	\$ 0.00	\$ 28,880,958.76	\$ 198,647,023.17	\$ 0.00	\$ 5,275,065.30
	10012	Inmate Ed and Train	2020	\$ 41,621,000.00	\$ 0.00	\$ 0.00	\$ 0.00	\$ 282,896.10	\$ 38,271,177.62	\$ 0.00	\$ 3,066,926.28
	10013	State Corr Inst	2020	\$ 936,532,000.00	\$ 4,648,168.19	\$ (4,648,168.19)	\$ 0.00	\$ 58,690,649.77	\$ 847,330,575.35	\$ 0.00	\$ 35,158,943.07
	10014	Gen Govt Operations	2020	\$ 44,268,000.00	\$ 45,905.25	\$ (45,905.25)	\$ 0.00	\$ 839,649.65	\$ 38,201,040.21	\$ 0.00	\$ 5,273,215.39
	11116	ST Field Supervision	2020	\$ 141,527,000.00	\$ 3,746,989.15	\$ (3,746,989.15)	\$ 0.00	\$ 1,044,268.38	\$ 141,140,725.11	\$ 0.00	\$ 3,088,995.66
	11117	PA Parole Board	2020	\$ 11,859,000.00	\$ 0.00	\$ 0.00	\$ 0.00	\$ 58,363.88	\$ 10,618,425.10	\$ 0.00	\$ 1,182,211.02
	11119	SOAB	2020	\$ 6,582,000.00	\$ 0.00	\$ 0.00	\$ 0.00	\$ 50,180.14	\$ 5,616,441.16	\$ 0.00	\$ 915,378.70
	26450	RockviewFarmProgram	2020	\$ 0.00	\$ 257,000.00	\$ (257,000.00)	\$ 0.00	\$ 26,554.85	\$ 213,970.12	\$ 0.00	\$ 16,475.03
	Result			\$ 1,414,875,000.00	\$ 9,015,109.82	\$ (9,015,109.82)	\$ 0.00	\$ 89,873,521.53	\$ 1,280,039,377.84	\$ 0.00	\$ 53,977,210.45
12	10016	Trans to Voc Rehab	2020	\$ 47,942,000.00	\$ 0.00	\$ 0.00	\$ 0.00	\$ 47,942,000.00	\$ 0.00	\$ 0.00	\$ 0.00
	10017	Wrk Comp Payments	2020	\$ 384,000.00	\$ 0.00	\$ 0.00	\$ 0.00	\$ 0.00	\$ 255,752.46	\$ 0.00	\$ 128,247.54
	10018	Occ Dis Payments	2020	\$ 213,000.00	\$ 0.00	\$ 0.00	\$ 0.00	\$ 0.00	\$ 174,355.32	\$ 0.00	\$ 38,644.68
	10020	Supported Employment	2020	\$ 397,000.00	\$ 0.00	\$ 0.00	\$ 0.00	\$ 283,676.05	\$ 113,323.95	\$ 0.00	\$ 0.00
	10028	Occ & Ind Safety	2020	\$ 2,945,000.00	\$ 10,000,000.00	\$ (10,000,000.00)	\$ 29,707.65	\$ 38,519.17	\$ 10,555,329.53	\$ 0.00	\$ 2,321,443.65
	10030	CILS	2020	\$ 1,950,000.00	\$ 0.00	\$ 0.00	\$ 0.00	\$ 337,281.78	\$ 1,580,517.56	\$ 0.00	\$ 32,200.66
	10031	Gen Govt Operations	2020	\$ 13,624,000.00	\$ 69,731.05	\$ (69,731.05)	\$ 163,629.85	\$ 867,389.43	\$ 8,368,593.07	\$ 0.00	\$ 4,294,118.70
	10707	Industry Partnership	2020	\$ 2,813,000.00	\$ 0.00	\$ 0.00	\$ 0.00	\$ 245,800.23	\$ 86,703.08	\$ 0.00	\$ 2,480,496.69
	10967	New Choices/Options	2020	\$ 750,000.00	\$ 0.00	\$ 0.00	\$ 0.00	\$ 226,377.29	\$ 523,622.71	\$ 0.00	\$ 0.00
	11035	Assist Techn Devices	2020	\$ 475,000.00	\$ 0.00	\$ 0.00	\$ 0.00	\$ 102,505.01	\$ 363,619.93	\$ 0.00	\$ 8,875.06
	11036	Assist Techn Demo Train	2020	\$ 450,000.00	\$ 0.00	\$ 0.00	\$ 0.00	\$ 182,830.00	\$ 22,423.94	\$ 0.00	\$ 244,746.06
	11136	Apprentship Training	2020	\$ 7,000,000.00	\$ 0.00	\$ 0.00	\$ 949.90	\$ 41,232.53	\$ 1.17	\$ 0.00	\$ 6,957,816.40
	26235	Asbestos & Lead Cert	2020	\$ 0.00	\$ 2,025,000.00	\$ (2,025,000.00)	\$ 4,095.70	\$ 176,882.88	\$ 1,107,845.08	\$ 0.00	\$ 736,176.34
	Result			\$ 78,943,000.00	\$ 12,094,731.05	\$ (12,094,731.05)	\$ 198,383.10	\$ 2,502,494.37	\$ 71,094,087.80	\$ 0.00	\$ 17,242,765.78
13	10034	EductnOfVetsChildrn	2020	\$ 125,000.00	\$ 0.00	\$ 0.00	\$ 0.00	\$ 0.00	\$ 113,202.60	\$ 0.00	\$ 11,797.40
	10035	NationalGuardPension	2020	\$ 5,000.00	\$ 0.00	\$ 0.00	\$ 0.00	\$ 0.00	\$ 0.00	\$ 0.00	\$ 5,000.00
	10036	BlindVeteransPension	2020	\$ 222,000.00	\$ 0.00	\$ 0.00	\$ 0.00	\$ 0.00	\$ 146,250.00	\$ 0.00	\$ 75,750.00
	10041	Amer Battle Monument	2020	\$ 50,000.00	\$ 0.00	\$ 0.00	\$ 0.00	\$ 0.00	\$ 0.00	\$ 0.00	\$ 50,000.00
	10043	ArmoryMaintAndRepair	2020	\$ 1,145,000.00	\$ 0.00	\$ 0.00	\$ 0.00	\$ 807,792.07	\$ 337,207.93	\$ 0.00	\$ 0.00
	10045	AmputeeParlyzdVetsPn	2020	\$ 3,714,000.00	\$ 0.00	\$ 0.00	\$ 0.00	\$ 0.00	\$ 3,568,050.00	\$ 0.00	\$ 145,950.00
	10048	Special State Duty	2020	\$ 35,000.00	\$ 0.00	\$ 0.00	\$ 0.00	\$ 0.00	\$ 6,514.87	\$ 0.00	\$ 28,485.13
	10050	Civil Air Patrol	2020	\$ 100,000.00	\$ 0.00	\$ 0.00	\$ 0.00	\$ 0.00	\$ 100,000.00	\$ 0.00	\$ 0.00
	10051	Burial Detail HnrGrd	2020	\$ 99,000.00	\$ 0.00	\$ 0.00	\$ 0.00	\$ 14,000.00	\$ 51,550.00	\$ 0.00	\$ 33,450.00
	10053	Gen Govt Operations	2020	\$ 32,590,000.00	\$ 341,676.72	\$ (341,676.72)	\$ 0.00	\$ 3,026,202.89	\$ 28,534,939.00	\$ 0.00	\$ 1,370,534.83
	10660	DisabledAmVetTransp	2020	\$ 336,000.00	\$ 0.00	\$ 0.00	\$ 0.00	\$ 0.00	\$ 336,000.00	\$ 0.00	\$ 0.00
	10702	Veterans Homes	2020	\$ 100,321,000.00	\$ 23,491,823.43	\$ (23,491,823.43)	\$ 0.00	\$ 9,476,909.05	\$ 106,129,832.18	\$ 0.00	\$ 8,206,082.20
	10705	Transfr Ed Asist Pgm	2020	\$ 13,265,000.00	\$ 0.00	\$ 0.00	\$ 0.00	\$ 0.00	\$ 13,265,000.00	\$ 0.00	\$ 0.00
	10785	Suppl Life Ins Prem	2020	\$ 164,000.00	\$ 0.00	\$ 0.00	\$ 0.00	\$ 0.00	\$ 9,044.00	\$ 0.00	\$ 154,956.00
	10936	Veterans Outreach	2020	\$ 3,139,000.00	\$ 0.00	\$ 0.00	\$ 0.00	\$ 0.00	\$ 3,139,000.00	\$ 0.00	\$ 0.00
	11147	NatGrdYouthChalProg	2020	\$ 1,493,000.00	\$ 0.00	\$ 0.00	\$ 0.00	\$ 1,037,502.65	\$ 313,398.90	\$ 0.00	\$ 142,098.45
	Result			\$ 156,803,000.00	\$ 23,833,500.15	\$ (23,833,500.15)	\$ 0.00	\$ 14,362,406.66	\$ 156,049,989.48	\$ 0.00	\$ 10,224,104.01
14	10057	Tobacco Law Enforce	2020	\$ 1,489,000.00	\$ 0.00	\$ 0.00	\$ 0.00	\$ 0.00	\$ 781,110.72	\$ 0.00	\$ 707,889.28
	10058	Cnty Trial Reimburse	2020	\$ 200,000.00	\$ 0.00	\$ 0.00	\$ 0.00	\$ 0.00	\$ 0.00	\$ 0.00	\$ 200,000.00
	10059	Drug Law Enforcement	2020	\$ 49,054,000.00	\$ 195,540.49	\$ (195,540.49)	\$ 0.00	\$ 372,714.37	\$ 46,784,210.63	\$ 0.00	\$ 2,092,615.49
	10063	Gen Govt Operations	2020	\$ 46,657,000.00	\$ 15,315,239.50	\$ (15,315,239.50)	\$ 0.00	\$ 1,052,503.68	\$ 57,675,024.48	\$ 0.00	\$ 3,242,294.95
	10731	Child Pred Intercept	2020	\$ 5,280,000.00	\$ 0.00	\$ 0.00	\$ 0.00	\$ 100,050.09	\$ 4,905,475.16	\$ 0.00	\$ 274,474.75
	10732	Witness Relocatn Prm	2020	\$ 1,215,000.00	\$ 0.00	\$ 0.00	\$ 0.00	\$ 0.00	\$ 713,786.01	\$ 0.00	\$ 501,213.99
	10796	Jt Local-St Firearm	2020	\$ 6,815,000.00	\$ 0.00	\$ 0.00	\$ 0.00	\$ 297,644.81	\$ 4,434,271.11	\$ 0.00	\$ 2,083,084.08
	11124	School Safety	2020	\$ 1,664,000.00	\$ 28,500.00	\$ (28,500.00)	\$ 0.00	\$ 2,993.94	\$ 1,301,670.74	\$ 0.00	\$ 387,835.32
	16054	Off Consum Advocate	2020	\$ 0.00	\$ 6,204,000.00	\$ (6,204,000.00)	\$ 0.00	\$ 408,860.09	\$ 4,924,116.73	\$ 0.00	\$ 871,023.18
	16819	Home Imp Cons Protec	2020	\$ 0.00	\$ 2,893,000.00	\$ (2,893,000.00)	\$ 0.00	\$ 0.00	\$ 2,218,090.06	\$ 0.00	\$ 674,909.94
	26346	Reimb to Counties	2020	\$ 0.00	\$ 7,723,664.00	\$ (7,723,664.00)	\$ 0.00	\$ 0.00	\$ 7,723,664.00	\$ 0.00	\$ 0.00
	Result			\$ 112,374,000.00	\$ 32,359,943.99	\$ (32,357,527.60)	\$ 0.00	\$ 2,234,766.98	\$ 131,461,419.64	\$ 0.00	\$ 11,035,340.98
15	10067	Capitol Police Ops	2020	\$ 12,712,000.00	\$ 1,175,941.28	\$ (1,175,941.28)	\$ 255.09	\$ 79,304.02	\$ 13,195,189.14	\$ 0.00	\$ 613,193.03
	10070	Rntl & Municpl Chrgs	2020	\$ 22,702,000.00	\$ 29,837,890.26	\$ (32,012,857.11)	\$ 150.00	\$ 12,871.69	\$ 51,476,700.92	\$ 0.00	\$ 3,225,134.50
	10072	Capitol Fire Protect	2020	\$ 5,000,000.00	\$ 0.00	\$ 0.00	\$ 0.00	\$ 0.00	\$ 5,000,000.00	\$ 0.00	\$ 0.00

	10073	Excsc Insrnc Cvrng	2020	\$ 4,328,000.00	\$ 0.00	\$ 0.00	\$ 51.10	\$ 0.00	\$ 4,327,802.00	\$ 0.00	\$ 146.90
	10074	Gen Govt Operations	2020	\$ 53,698,000.00	\$ 31,683,076.40	\$ (33,193,597.90)	\$ 36,062.97	\$ 3,500,527.32	\$ 72,786,916.14	\$ 0.00	\$ 10,568,091.47
	10075	Utility Costs	2020	\$ 23,946,000.00	\$ 839,481.44	\$ (839,481.44)	\$ 15,087.13	\$ 261,844.80	\$ 23,237,317.29	\$ 0.00	\$ 1,271,232.22
	Result			\$ 122,386,000.00	\$ 63,536,389.38	\$ (67,221,877.73)	\$ 51,606.29	\$ 3,854,547.83	\$ 170,023,925.49	\$ 0.00	\$ 15,677,798.12
16	10085	Lib Srvs Vis Imp/Dis	2020	\$ 2,567,000.00	\$ 0.00	\$ 0.00	\$ 0.00	\$ 1,153,109.98	\$ 1,413,890.02	\$ 0.00	\$ 0.00
	10086	Improve of Lib Srvs	2020	\$ 59,470,000.00	\$ 0.00	\$ 0.00	\$ 0.00	\$ 0.00	\$ 59,402,557.39	\$ 0.00	\$ 67,442.61
	10087	School Food Services	2020	\$ 30,000,000.00	\$ 0.00	\$ 0.00	\$ 0.00	\$ 0.00	\$ 13,330,571.28	\$ 0.00	\$ 16,669,428.72
	10089	Community Colleges	2020	\$ 243,855,000.00	\$ 0.00	\$ 0.00	\$ 0.00	\$ 0.00	\$ 243,855,000.00	\$ 0.00	\$ 0.00
	10090	Basic Educ Funding	2020	\$ 6,794,489,000.00	\$ 0.00	\$ 0.00	\$ 0.00	\$ 0.00	\$ 6,794,296,118.34	\$ 0.00	\$ 192,881.66
	10093	Youth Develop Cntrs	2020	\$ 8,283,000.00	\$ 0.00	\$ 0.00	\$ 0.00	\$ 0.00	\$ 8,226,835.16	\$ 0.00	\$ 56,164.84
	10094	PA Assessments	2020	\$ 41,540,000.00	\$ 0.00	\$ 0.00	\$ 0.00	\$ 5,142,939.84	\$ 34,920,134.94	\$ 0.00	\$ 1,476,925.22
	10097	Pa Chart Schls D & B	2020	\$ 57,557,000.00	\$ 0.00	\$ 0.00	\$ 0.00	\$ 0.00	\$ 53,511,661.93	\$ 0.00	\$ 4,045,338.07
	10098	Comm Educ Councils	2020	\$ 2,393,000.00	\$ 0.00	\$ 0.00	\$ 0.00	\$ 239,299.99	\$ 2,153,700.01	\$ 0.00	\$ 0.00
	10103	Srvs to Nonpub Schls	2020	\$ 87,939,000.00	\$ 0.00	\$ 0.00	\$ 0.00	\$ 0.00	\$ 87,938,999.99	\$ 0.00	\$ 0.01
	10104	Inst Mats/Nonpub Sch	2020	\$ 26,751,000.00	\$ 0.00	\$ 0.00	\$ 0.00	\$ 0.00	\$ 25,627,817.46	\$ 0.00	\$ 1,123,182.54
	10106	Auth Rent & S/F Req	2020	\$ 10,500,000.00	\$ 0.00	\$ 0.00	\$ 0.00	\$ 0.00	\$ 8,298,904.77	\$ 0.00	\$ 2,201,095.23
	10107	Pupil Transportation	2020	\$ 543,311,000.00	\$ 0.00	\$ 0.00	\$ 0.00	\$ 0.00	\$ 538,558,883.62	\$ 0.00	\$ 4,752,116.38
	10109	Special Education	2020	\$ 1,186,815,000.00	\$ 0.00	\$ 0.00	\$ 0.00	\$ 563,000.00	\$ 1,176,920,733.93	\$ 0.00	\$ 9,331,266.07
	10110	Spec Ed App Pvt Schl	2020	\$ 122,656,000.00	\$ 0.00	\$ 0.00	\$ 0.00	\$ 0.00	\$ 121,732,111.81	\$ 0.00	\$ 923,888.19
	10114	Tuit for Orp & Child	2020	\$ 48,000,000.00	\$ 0.00	\$ 0.00	\$ 0.00	\$ 0.00	\$ 46,071,407.61	\$ 0.00	\$ 1,928,592.39
	10115	Pay in Lieu of Taxes	2020	\$ 170,000.00	\$ 0.00	\$ 0.00	\$ 0.00	\$ 0.00	\$ 164,802.49	\$ 0.00	\$ 5,197.51
	10116	Ed/Migmt Lbrs Child	2020	\$ 853,000.00	\$ 0.00	\$ 0.00	\$ 0.00	\$ 551,460.96	\$ 301,496.04	\$ 0.00	\$ 43.00
	10121	Teacher Prof Dvpt	2020	\$ 5,044,000.00	\$ 0.00	\$ 0.00	\$ 0.00	\$ 2,113,408.26	\$ 225,549.70	\$ 0.00	\$ 2,705,042.04
	10123	Early Intervention	2020	\$ 325,500,000.00	\$ 0.00	\$ 0.00	\$ 0.00	\$ 8,744,081.05	\$ 316,470,792.95	\$ 0.00	\$ 285,126.00
	10125	NP & CS Pupil Trans	2020	\$ 79,442,000.00	\$ 0.00	\$ 0.00	\$ 0.00	\$ 0.00	\$ 74,203,745.00	\$ 0.00	\$ 5,238,255.00
	10126	Voc Ed Equip Grants	2020	\$ 5,550,000.00	\$ 0.00	\$ 0.00	\$ 0.00	\$ 0.00	\$ 5,550,000.00	\$ 0.00	\$ 0.00
	10133	Schl Employes Retire	2020	\$ 2,702,000,000.00	\$ 0.00	\$ 0.00	\$ 0.00	\$ 0.00	\$ 2,633,148,339.25	\$ 0.00	\$ 68,851,660.75
	10134	Reg Comm College Svr	2020	\$ 2,136,000.00	\$ 0.00	\$ 0.00	\$ 0.00	\$ 200.00	\$ 1,767,800.00	\$ 0.00	\$ 368,000.00
	10135	MblSciencMathEducPrg	2020	\$ 4,714,000.00	\$ 0.00	\$ 0.00	\$ 0.00	\$ 0.00	\$ 992,682.92	\$ 0.00	\$ 3,721,317.08
	10136	Schl Employe Soc Sec	2020	\$ 71,001,000.00	\$ 0.00	\$ 0.00	\$ 0.00	\$ 0.00	\$ 71,000,863.43	\$ 0.00	\$ 136.57
	10138	Adlt & Fam Literacy	2020	\$ 12,475,000.00	\$ 0.00	\$ 0.00	\$ 0.00	\$ 1,940,117.03	\$ 10,314,232.97	\$ 0.00	\$ 220,650.00
	10139	Library Access	2020	\$ 3,071,000.00	\$ 0.00	\$ 0.00	\$ 0.00	\$ 309,968.44	\$ 2,530,348.32	\$ 0.00	\$ 230,683.24
	10141	Gen Govt Operations	2020	\$ 25,359,000.00	\$ 5,611,534.83	\$ (5,611,534.83)	\$ 0.00	\$ 1,662,001.82	\$ 27,492,158.93	\$ 0.00	\$ 1,816,374.00
	10142	State Library	2020	\$ 2,238,000.00	\$ 103,000.00	\$ (103,000.00)	\$ 0.00	\$ 6,101.00	\$ 2,055,124.01	\$ 0.00	\$ 279,774.99
	10146	Vocational Education	2020	\$ 99,000,000.00	\$ 0.00	\$ 0.00	\$ 0.00	\$ 3,336,381.14	\$ 78,365,162.18	\$ 0.00	\$ 17,298,456.68
	10148	JobTrainingEducProgm	2020	\$ 36,420,000.00	\$ 0.00	\$ 0.00	\$ 0.00	\$ 1,457,500.00	\$ 6,142,500.00	\$ 0.00	\$ 28,820,000.00
	10149	Info & Tech Improve	2020	\$ 3,740,000.00	\$ 0.00	\$ 0.00	\$ 0.00	\$ 941,785.33	\$ 2,782,752.81	\$ 0.00	\$ 15,461.86
	10152	PSU-College of Tech	2020	\$ 26,736,000.00	\$ 0.00	\$ 0.00	\$ 0.00	\$ 0.00	\$ 26,736,000.00	\$ 0.00	\$ 0.00
	10168	U/P-Rurl Ed Outreach	2020	\$ 3,346,000.00	\$ 0.00	\$ 0.00	\$ 0.00	\$ 0.00	\$ 3,346,000.00	\$ 0.00	\$ 0.00
	10829	Higher Ed Astnc	2020	\$ 1,000,000.00	\$ 0.00	\$ 0.00	\$ 0.00	\$ 477,371.50	\$ 458,783.70	\$ 0.00	\$ 63,844.80
	10832	Cmy Colleges Facil	2020	\$ 48,869,000.00	\$ 0.00	\$ 0.00	\$ 0.00	\$ 0.00	\$ 48,869,000.00	\$ 0.00	\$ 0.00
	10838	Head Start Supp	2020	\$ 64,178,000.00	\$ 0.00	\$ 0.00	\$ 0.00	\$ 3,687,924.89	\$ 60,485,244.11	\$ 0.00	\$ 4,831.00
	10924	Pre-K Counts	2020	\$ 217,284,000.00	\$ 0.00	\$ 0.00	\$ 0.00	\$ 12,298,672.24	\$ 204,982,074.81	\$ 0.00	\$ 3,252.95
	10983	General Support PSU	2020	\$ 242,096,000.00	\$ 0.00	\$ 0.00	\$ 0.00	\$ 0.00	\$ 242,096,000.00	\$ 0.00	\$ 0.00
	10984	General Support-Pitt	2020	\$ 151,507,000.00	\$ 0.00	\$ 0.00	\$ 0.00	\$ 0.00	\$ 78,384,000.00	\$ 0.00	\$ 73,123,000.00
	10985	General Support-Temp	2020	\$ 158,206,000.00	\$ 0.00	\$ 0.00	\$ 0.00	\$ 0.00	\$ 79,103,000.00	\$ 0.00	\$ 79,103,000.00
	10986	General Support-Linc	2020	\$ 15,166,000.00	\$ 0.00	\$ 0.00	\$ 0.00	\$ 0.00	\$ 15,166,000.00	\$ 0.00	\$ 0.00
	11011	Safe School Initiati	2020	\$ 11,000,000.00	\$ 0.00	\$ 0.00	\$ 0.00	\$ 8,556,385.97	\$ 970,942.80	\$ 0.00	\$ 1,472,671.23
	11067	Ready To Learn BG	2020	\$ 268,000,000.00	\$ 0.00	\$ 0.00	\$ 0.00	\$ 0.00	\$ 267,346,516.00	\$ 0.00	\$ 653,484.00
	11206	Recovery Schools	2020	\$ 250,000.00	\$ 0.00	\$ 0.00	\$ 0.00	\$ 172,800.00	\$ 77,200.00	\$ 0.00	\$ 0.00
	11207	Trauma-Informed Ed	2020	\$ 750,000.00	\$ 0.00	\$ 0.00	\$ 0.00	\$ 0.00	\$ 0.00	\$ 0.00	\$ 750,000.00
	11208	NorthernPARegCollege	2020	\$ 7,000,000.00	\$ 0.00	\$ 0.00	\$ 0.00	\$ 0.00	\$ 0.00	\$ 0.00	\$ 7,000,000.00
	Result			\$ 13,860,227,000.00	\$ 5,714,534.83	\$ (5,714,534.83)	\$ 0.00	\$ 53,354,509.44	\$ 13,477,788,440.68	\$ 0.00	\$ 334,798,584.71
17	16205	Gen Govt Operations	2020	\$ 0.00	\$ 78,061,000.00	\$ (78,061,000.00)	\$ 0.00	\$ 1,516,698.91	\$ 64,013,259.70	\$ 0.00	\$ 12,531,041.39
18	10208	Gen Govt Operations	2020	\$ 142,954,000.00	\$ 34,584,836.06	\$ (34,584,836.06)	\$ 0.00	\$ 5,628,710.24	\$ 132,428,079.95	\$ 0.00	\$ 39,482,045.87
	10209	Dist/Pub Utly R/Tax	2020	\$ 29,213,000.00	\$ 0.00	\$ 0.00	\$ 0.00	\$ 0.00	\$ 29,212,072.45	\$ 0.00	\$ 927.55
	10953	Tech & ProcessModern	2020	\$ 4,750,000.00	\$ 0.00	\$ 0.00	\$ 0.00	\$ 101,049.02	\$ 185,697.73	\$ 0.00	\$ 4,463,253.25
	16903	EnhancedRevCollAcct	2020	\$ 0.00	\$ 30,000,000.00	\$ (30,000,000.00)	\$ 0.00	\$ 0.00	\$ 30,000,000.00	\$ 0.00	\$ 0.00
	20018	Refund Tax Collect	2020	\$ 1,262,000,000.00	\$ 0.00	\$ 0.00	\$ 0.00	\$ 0.00	\$ 1,157,819,755.03	\$ 0.00	\$ 104,180,244.97
	20019	C/I & Rlty Trans Tax	2020	\$ 13,651,000.00	\$ 0.00	\$ 0.00	\$ 0.00	\$ 7,009.26	\$ 13,059,497.82	\$ 0.00	\$ 591,502.18
	Result			\$ 1,452,568,000.00	\$ 64,584,836.06	\$ (64,584,836.06)	\$ 0.00	\$ 5,729,759.26	\$ 1,362,705,102.98	\$ 0.00	\$ 148,717,973.82
19	10210	Vote/Citizen/Mil Svr	2020	\$ 20,000.00	\$ 0.00	\$ 0.00	\$ 0.00	\$ 0.00	\$ 7,536.00	\$ 0.00	\$ 12,464.00
	10211	Electoral College	2020	\$ 10,000.00	\$ 0.00	\$ 0.00	\$ 0.00	\$ 0.00	\$ 4,132.65	\$ 0.00	\$ 5,867.35
	10212	Voter Registration	2020	\$ 485,000.00	\$ 0.00	\$ 0.00	\$ 0.00	\$ 47,750.00	\$ 362,621.77	\$ 0.00	\$ 74,628.23
	10213	Gen Govt Operations	2020	\$ 4,239,000.00	\$ 22,627,219.02	\$ (22,627,219.02)	\$ 0.00	\$ 145,744.49	\$ 24,916,665.71	\$ 0.00	\$ 1,803,808.82
	10759	SW Uniform Reg Elect	2020	\$ 7,305,000.00	\$ 0.00	\$ 0.00	\$ 0.00	\$ 319,648.75	\$ 6,276,028.68	\$ 0.00	\$ 709,322.57
	10903	Lobbying Disclosure	2020	\$ 283,000.00	\$ 516,000.00	\$ (516,000.00)	\$ 0.00	\$ 6,404.04	\$ 756,256.17	\$ 0.00	\$ 36,339.79

	10673	Ann Fix Chg - Pro 70	2020	\$ 88,000.00	\$ 0.00	\$ 0.00	\$ 0.00	\$ 0.00	\$ 87,996.95	\$ 0.00	\$ 3.05
	10674	Ann Fix Chg - Park	2020	\$ 430,000.00	\$ 0.00	\$ 0.00	\$ 0.00	\$ 0.00	\$ 323,592.11	\$ 0.00	\$ 106,407.89
	10675	Ann Fix Chg - Flood	2020	\$ 70,000.00	\$ 0.00	\$ 0.00	\$ 0.00	\$ 0.00	\$ 49,909.09	\$ 0.00	\$ 20,090.91
	10676	Ann Fix Chg - Forest	2020	\$ 7,812,000.00	\$ 0.00	\$ 0.00	\$ 0.00	\$ 0.00	\$ 7,754,235.96	\$ 0.00	\$ 57,764.04
	11128	ParksForestInfraProj	2020	\$ 900,000.00	\$ 0.00					\$ 0.00	\$ 900,000.00
	26452	ATV Management	2020	\$ 0.00	\$ 3,700,000.00	\$ (3,700,000.00)	\$ 0.00	\$ 1,186,258.95	\$ 1,623,816.14	\$ 0.00	\$ 889,924.91
	26453	SnowmobileManagement	2020	\$ 0.00	\$ 495,100.00	\$ (495,100.00)	\$ 0.00	\$ 61,400.15	\$ 314,879.21	\$ 0.00	\$ 118,820.64
	26464	Forest Regeneration	2020	\$ 0.00	\$ 3,800,000.00	\$ (3,470,000.00)	\$ 0.00	\$ 1,354,805.70	\$ 1,975,071.10	\$ 0.00	\$ 140,123.20
	Result			\$ 134,830,000.00	\$ 58,588,662.17	\$ (63,462,300.96)	\$ 0.00	\$ 8,349,522.02	\$ 173,441,216.55	\$ 0.00	\$ 16,501,562.39
39	10400	Grants to Student	2020	\$ 310,733,000.00	\$ 0.00	\$ 0.00	\$ 0.00	\$ 0.00	\$ 310,733,000.00	\$ 0.00	\$ 0.00
	10401	Match Pay-Stu Aid Fd	2020	\$ 13,121,000.00	\$ 0.00	\$ 0.00	\$ 0.00	\$ 0.00	\$ 13,121,000.00	\$ 0.00	\$ 0.00
	10402	Horace Mann Bds-LPHS	2020	\$ 800,000.00	\$ 0.00	\$ 0.00	\$ 0.00	\$ 0.00	\$ 800,000.00	\$ 0.00	\$ 0.00
	10405	Inst Assist Grants	2020	\$ 26,521,000.00	\$ 0.00	\$ 0.00	\$ 0.00	\$ 0.00	\$ 26,521,000.00	\$ 0.00	\$ 0.00
	10408	Cheyney U Keystone A	2020	\$ 3,500,000.00	\$ 0.00	\$ 0.00	\$ 0.00	\$ 0.00	\$ 3,500,000.00	\$ 0.00	\$ 0.00
	10833	PA Intern Prgm Grts	2020	\$ 450,000.00	\$ 0.00	\$ 0.00	\$ 0.00	\$ 0.00	\$ 450,000.00	\$ 0.00	\$ 0.00
	11017	Higher Education for	2020	\$ 2,358,000.00	\$ 0.00	\$ 0.00	\$ 0.00	\$ 0.00	\$ 2,358,000.00	\$ 0.00	\$ 0.00
	11018	Higher Education -BI	2020	\$ 49,000.00	\$ 0.00	\$ 0.00	\$ 0.00	\$ 0.00	\$ 49,000.00	\$ 0.00	\$ 0.00
	11071	Ready To Succeed Sch	2020	\$ 5,550,000.00	\$ 0.00	\$ 0.00	\$ 0.00	\$ 0.00	\$ 5,550,000.00	\$ 0.00	\$ 0.00
	11146	TargetIndScholarProg	2020	\$ 6,300,000.00	\$ 0.00	\$ 0.00	\$ 0.00	\$ 0.00	\$ 6,300,000.00	\$ 0.00	\$ 0.00
	Result			\$ 369,382,000.00	\$ 0.00	\$ 0.00	\$ 0.00	\$ 0.00	\$ 369,382,000.00	\$ 0.00	\$ 0.00
40	10677	State Ethics Comm	2020	\$ 2,932,000.00	\$ 0.00	\$ 0.00	\$ 707.32	\$ 567.00	\$ 2,686,566.70	\$ 0.00	\$ 244,158.98
41	30037	Senators' Salaries	2020	\$ 8,864,000.00	\$ 0.00	\$ 0.00	\$ 0.00	\$ 0.00	\$ 6,632,652.13	\$ 0.00	\$ 2,231,347.87
	30039	Employes/Chief Clerk	2020	\$ 3,085,000.00	\$ 0.00					\$ 0.00	\$ 3,085,000.00
	30040	Sal Officers&Employe	2020	\$ 13,973,000.00	\$ 0.00	\$ 0.00	\$ 0.00	\$ 0.00	\$ 12,241,622.76	\$ 0.00	\$ 1,731,377.24
	30047	Committee/Approp-R	2020	\$ 1,507,500.00	\$ 0.00	\$ 0.00	\$ 0.00	\$ 0.00	\$ 0.00	\$ 0.00	\$ 1,507,500.00
	30060	Incidental Expenses	2020	\$ 3,595,000.00	\$ 0.00	\$ 0.00	\$ 0.00	\$ 0.00	\$ 9,457.23	\$ 0.00	\$ 3,585,542.77
	30061	Committee/Approp-D	2020	\$ 1,507,500.00	\$ 0.00	\$ 0.00	\$ 0.00	\$ 0.00	\$ 48,720.29	\$ 0.00	\$ 1,458,779.71
	30062	Expenses-Senators	2020	\$ 1,416,000.00	\$ 0.00	\$ 0.00	\$ 0.00	\$ 0.00	\$ 11,544.09	\$ 0.00	\$ 1,404,455.91
	30063	Leg Printing&Exp	2020	\$ 8,048,000.00	\$ 0.00	\$ 0.00	\$ 0.00	\$ 0.00	\$ 1,873,825.43	\$ 0.00	\$ 6,174,174.57
	30218	Caucus Operations	2020	\$ 36,736,060.00	\$ 0.00	\$ 0.00	\$ 0.00	\$ 0.00	\$ 30,416,214.42	\$ 0.00	\$ 6,319,845.58
	30219	Caucus Operations(R)	2020	\$ 43,124,940.00	\$ 0.00	\$ 0.00	\$ 0.00	\$ 0.00	\$ 30,156,104.64	\$ 0.00	\$ 12,968,835.36
	Result			\$ 121,857,000.00	\$ 0.00	\$ 0.00	\$ 0.00	\$ 0.00	\$ 81,390,140.99	\$ 0.00	\$ 40,466,859.01
42	30073	Mem/Sal/Speaker's EC	2020	\$ 35,290,000.00	\$ 0.00	\$ 0.00	\$ 0.00	\$ 0.00	\$ 32,050,350.48	\$ 0.00	\$ 3,239,649.52
	30077	Speaker's Office	2020	\$ 1,810,000.00	\$ 0.00					\$ 0.00	\$ 1,810,000.00
	30078	Bi-Part Comm,CC&C	2020	\$ 14,834,000.00	\$ 0.00	\$ 0.00	\$ 0.00	\$ 0.00	\$ 10,067,388.75	\$ 0.00	\$ 4,766,611.25
	30080	Mileage-Reps,Off&Emp	2020	\$ 572,000.00	\$ 0.00	\$ 0.00	\$ 0.00	\$ 0.00	\$ 178,906.45	\$ 0.00	\$ 393,093.55
	30082	Chief Clerk&Leg Jnal	2020	\$ 2,816,000.00	\$ 0.00	\$ 0.00	\$ 0.00	\$ 0.00	\$ 196,279.24	\$ 0.00	\$ 2,619,720.76
	30083	Speaker	2020	\$ 20,000.00	\$ 0.00					\$ 0.00	\$ 20,000.00
	30084	Chief Clerk	2020	\$ 1,091,000.00	\$ 0.00	\$ 0.00	\$ 0.00	\$ 0.00	\$ 622,631.63	\$ 0.00	\$ 468,368.37
	30085	Floor Leader (R)	2020	\$ 7,000.00	\$ 0.00	\$ 0.00	\$ 0.00	\$ 0.00	\$ 0.00	\$ 0.00	\$ 7,000.00
	30086	Floor Leader (D)	2020	\$ 7,000.00	\$ 0.00	\$ 0.00	\$ 0.00	\$ 0.00	\$ 2,239.74	\$ 0.00	\$ 4,760.26
	30087	WHIP (R)	2020	\$ 6,000.00	\$ 0.00	\$ 0.00	\$ 0.00	\$ 0.00	\$ 6,000.00	\$ 0.00	\$ 0.00
	30088	WHIP (D)	2020	\$ 6,000.00	\$ 0.00	\$ 0.00	\$ 0.00	\$ 0.00	\$ 6,000.00	\$ 0.00	\$ 0.00
	30089	Chairman Caucus R	2020	\$ 3,000.00	\$ 0.00	\$ 0.00	\$ 0.00	\$ 0.00	\$ 3,000.00	\$ 0.00	\$ 0.00
	30090	Chairman Caucus-D	2020	\$ 3,000.00	\$ 0.00	\$ 0.00	\$ 0.00	\$ 0.00	\$ 3,000.00	\$ 0.00	\$ 0.00
	30091	Chair-Approp Comm-R	2020	\$ 6,000.00	\$ 0.00					\$ 0.00	\$ 6,000.00
	30092	Caucus Admin-R	2020	\$ 2,000.00	\$ 0.00	\$ 0.00	\$ 0.00	\$ 0.00	\$ 2,000.00	\$ 0.00	\$ 0.00
	30093	Caucus Admin-D	2020	\$ 2,000.00	\$ 0.00	\$ 0.00	\$ 0.00	\$ 0.00	\$ 2,000.00	\$ 0.00	\$ 0.00
	30094	Secretary-Caucus	2020	\$ 3,000.00	\$ 0.00	\$ 0.00	\$ 0.00	\$ 0.00	\$ 3,000.00	\$ 0.00	\$ 0.00
	30095	Incidental Expenses	2020	\$ 7,569,000.00	\$ 0.00	\$ 0.00	\$ 0.00	\$ 0.00	\$ 4,040,448.85	\$ 0.00	\$ 3,528,551.15
	30097	Comm on Approp-R	2020	\$ 3,223,000.00	\$ 0.00					\$ 0.00	\$ 3,223,000.00
	30099	Exp-Representative	2020	\$ 4,251,000.00	\$ 0.00	\$ 0.00	\$ 0.00	\$ 0.00	\$ 1,137,872.82	\$ 0.00	\$ 3,113,127.18
	30100	Leg Printing&Expense	2020	\$ 10,674,000.00	\$ 0.00	\$ 0.00	\$ 0.00	\$ 0.00	\$ 5,848,350.75	\$ 0.00	\$ 4,825,649.25
	30101	Secretary-Caucus	2020	\$ 3,000.00	\$ 0.00	\$ 0.00	\$ 0.00	\$ 0.00	\$ 3,000.00	\$ 0.00	\$ 0.00
	30102	Special Leader Act-R	2020	\$ 6,045,000.00	\$ 0.00					\$ 0.00	\$ 6,045,000.00
	30103	Special Leader Act-D	2020	\$ 6,045,000.00	\$ 0.00					\$ 0.00	\$ 6,045,000.00
	30104	Chair-Policy Comm	2020	\$ 2,000.00	\$ 0.00	\$ 0.00	\$ 0.00	\$ 0.00	\$ 2,000.00	\$ 0.00	\$ 0.00
	30105	Comm on Approp-D	2020	\$ 3,223,000.00	\$ 0.00					\$ 0.00	\$ 3,223,000.00
	30106	Chair-Policy Comm	2020	\$ 2,000.00	\$ 0.00	\$ 0.00	\$ 0.00	\$ 0.00	\$ 2,000.00	\$ 0.00	\$ 0.00
	30107	Admin for Staff-D	2020	\$ 20,000.00	\$ 0.00					\$ 0.00	\$ 20,000.00
	30108	Chair-Approp Comm-D	2020	\$ 6,000.00	\$ 0.00					\$ 0.00	\$ 6,000.00
	30109	Admin for Staff-R	2020	\$ 20,000.00	\$ 0.00					\$ 0.00	\$ 20,000.00
	30311	CaucusOps (R)	2020	\$ 69,275,000.00	\$ 0.00	\$ 0.00	\$ 0.00	\$ 0.00	\$ 61,348,509.36	\$ 0.00	\$ 7,926,490.64
	30312	CaucusOps (D)	2020	\$ 64,100,000.00	\$ 0.00	\$ 0.00	\$ 0.00	\$ 0.00	\$ 46,795,541.29	\$ 0.00	\$ 17,304,458.71
	Result			\$ 230,936,000.00	\$ 0.00	\$ 0.00	\$ 0.00	\$ 0.00	\$ 162,320,519.36	\$ 0.00	\$ 68,615,480.64
43	30309	Health Care Cost	2020	\$ 3,167,000.00	\$ 0.00	\$ 0.00	\$ 0.00	\$ 0.00	\$ 3,167,000.00	\$ 0.00	\$ 0.00
44	30115	LRB-Sal & Exp	2020	\$ 9,691,000.00	\$ 0.00	\$ 0.00	\$ 0.00	\$ 0.00	\$ 2,809,952.02	\$ 0.00	\$ 6,881,047.98

	30117	Print/Pa Bullet&Code	2020	\$ 886,000.00	\$ 0.00					\$ 0.00	\$ 886,000.00
	30359	Contingent Expenses	2020	\$ 25,000.00	\$ 0.00	\$ 0.00	\$ 0.00	\$ 0.00	\$ 25,000.00	\$ 0.00	\$ 0.00
	Result			\$ 10,602,000.00	\$ 0.00	\$ 0.00	\$ 0.00	\$ 0.00	\$ 2,834,952.02	\$ 0.00	\$ 7,767,047.98
45	30118	Local Gov Commission	2020	\$ 1,283,000.00	\$ 0.00	\$ 0.00	\$ 0.00	\$ 0.00	\$ 201,019.28	\$ 0.00	\$ 1,081,980.72
	30119	Leg Audit Advry Comm	2020	\$ 285,000.00	\$ 0.00					\$ 0.00	\$ 285,000.00
	30121	Local Government Cod	2020	\$ 24,000.00	\$ 17.70	\$ (17.70)	\$ 0.00	\$ 0.00	\$ 17.70	\$ 0.00	\$ 24,000.00
	30122	Capitol Preserv Comm	2020	\$ 827,000.00	\$ 0.00	\$ 0.00	\$ 0.00	\$ 0.00	\$ 445,680.10	\$ 0.00	\$ 381,319.90
	30123	Capitol Restoration	2020	\$ 3,157,000.00	\$ 0.00					\$ 0.00	\$ 3,157,000.00
	30127	Comm on Sentencing	2020	\$ 2,553,000.00	\$ 0.00	\$ 0.00	\$ 0.00	\$ 0.00	\$ 1,949,693.80	\$ 0.00	\$ 603,306.20
	30129	Center for Rural Pa	2020	\$ 1,128,000.00	\$ 0.00	\$ 0.00	\$ 0.00	\$ 0.00	\$ 342,233.53	\$ 0.00	\$ 785,766.47
	30131	Leg Reapport Comm	2020	\$ 1,053,000.00	\$ 0.00					\$ 0.00	\$ 1,053,000.00
	30308	Independent Fisca	2020	\$ 2,343,000.00	\$ 0.00	\$ 0.00	\$ 0.00	\$ 0.00	\$ 70,630.43	\$ 0.00	\$ 2,272,369.57
	30721	Mail Process Cent	2020	\$ 3,583,000.00	\$ 0.00	\$ 0.00	\$ 0.00	\$ 0.00	\$ 186,664.06	\$ 0.00	\$ 3,396,335.94
	Result			\$ 16,236,000.00	\$ 17.70	\$ (17.70)	\$ 0.00	\$ 0.00	\$ 3,195,938.90	\$ 0.00	\$ 13,040,078.80
46	30133	Joint St Govern Comm	2020	\$ 1,701,000.00	\$ 0.00	\$ 0.00	\$ 0.00	\$ 0.00	\$ 1,149,860.57	\$ 0.00	\$ 551,139.43
47	30134	Leg Bud & Fin Comm	2020	\$ 2,020,000.00	\$ 0.00	\$ 0.00	\$ 0.00	\$ 0.00	\$ 1,390,716.70	\$ 0.00	\$ 629,283.30
48	30135	Leg Data Proc Center	2020	\$ 32,255,000.00	\$ 0.00	\$ 0.00	\$ 0.00	\$ 0.00	\$ 8,042,250.88	\$ 0.00	\$ 24,212,749.12
	30360	LDP-IT Modernizatn	2020	\$ 2,500,000.00	\$ 0.00					\$ 0.00	\$ 2,500,000.00
	Result			\$ 34,755,000.00	\$ 0.00	\$ 0.00	\$ 0.00	\$ 0.00	\$ 8,042,250.88	\$ 0.00	\$ 26,712,749.12
51	10414	Court Administrator	2020	\$ 11,577,000.00	\$ 5,158,544.72	\$ (5,158,544.72)	\$ 0.00	\$ 0.00	\$ 12,435,453.36	\$ 0.00	\$ 4,300,091.36
	10417	Supreme Court	2020	\$ 17,150,000.00	\$ 4,884,869.33	\$ (4,884,869.33)	\$ 0.00	\$ 0.00	\$ 18,276,077.07	\$ 0.00	\$ 3,758,792.26
	10420	Justice Expenses	2020	\$ 118,000.00	\$ (105,000.00)	\$ 105,000.00	\$ 0.00	\$ 0.00	\$ 12,604.26	\$ 0.00	\$ 395.74
	10423	Judicial Conduct Bd	2020	\$ 2,468,000.00	\$ 6,657.89	\$ (6,657.89)	\$ 0.00	\$ 0.00	\$ 2,093,053.18	\$ 0.00	\$ 381,604.71
	10424	Crt of Judicial Disc	2020	\$ 518,000.00	\$ 26,839.24	\$ (839.24)	\$ 0.00	\$ 0.00	\$ 481,683.31	\$ 0.00	\$ 37,155.93
	10426	Integ Criminal Jst S	2020	\$ 2,372,000.00	\$ 0.00	\$ 0.00	\$ 0.00	\$ 0.00	\$ 1,691,194.66	\$ 0.00	\$ 680,805.34
	10429	St Fnd-Court Mgmt Ed	2020	\$ 73,000.00	\$ (72,784.27)	\$ 72,784.27	\$ 0.00	\$ 0.00	\$ 215.73	\$ 0.00	\$ 0.00
	10430	DistrictCourtAdmin	2020	\$ 19,657,000.00	\$ 9,469,449.26	\$ (9,469,449.26)	\$ 0.00	\$ 0.00	\$ 27,545,053.88	\$ 0.00	\$ 1,581,395.38
	10431	St Fnd-Judicial Coun	2020	\$ 141,000.00	\$ (141,000.00)	\$ 141,000.00	\$ 0.00	\$ 0.00	\$ 0.00	\$ 0.00	\$ 0.00
	10913	Interbranch Commissn	2020	\$ 350,000.00	\$ 0.00	\$ 0.00	\$ 0.00	\$ 0.00	\$ 298,591.98	\$ 0.00	\$ 51,408.02
	10956	Judicial Center Oper	2020	\$ 814,000.00	\$ 1,510,967.65	\$ (1,505,567.22)	\$ 0.00	\$ 0.00	\$ 1,410,171.74	\$ 0.00	\$ 909,395.48
	11019	Rules Committees	2020	\$ 1,595,000.00	\$ (144,744.67)	\$ 144,744.67	\$ 0.00	\$ 0.00	\$ 1,319,405.21	\$ 0.00	\$ 130,850.12
	11110	OfficeOfElderJustice	2020	\$ 496,000.00	\$ (155,000.00)	\$ 155,000.00	\$ 0.00	\$ 0.00	\$ 330,526.10	\$ 0.00	\$ 10,473.90
	14421	St Judicial Comp Sys	2020	\$ 0.00	\$ 50,092,556.46	\$ (50,092,556.46)	\$ 0.00	\$ 0.00	\$ 40,633,914.67	\$ 0.00	\$ 9,458,641.79
	30249	Judicial Systm Se	2020	\$ 2,002,000.00	\$ 832.24	\$ (832.24)	\$ 0.00	\$ 0.00	\$ 529,599.88	\$ 0.00	\$ 1,473,232.36
	Result			\$ 59,331,000.00	\$ 70,532,187.85	\$ (70,500,787.42)	\$ 0.00	\$ 0.00	\$ 107,057,545.03	\$ 0.00	\$ 22,774,242.39
52	10432	Superior Court	2020	\$ 32,377,000.00	\$ 11,095,738.11	\$ (11,095,738.11)	\$ 0.00	\$ 0.00	\$ 37,329,193.27	\$ 0.00	\$ 6,143,544.84
	10433	Judges Expenses	2020	\$ 183,000.00	\$ (169,644.42)	\$ 169,644.42	\$ 0.00	\$ 0.00	\$ 13,066.08	\$ 0.00	\$ 289.50
	Result			\$ 32,560,000.00	\$ 10,926,093.69	\$ (10,926,093.69)	\$ 0.00	\$ 0.00	\$ 37,342,259.35	\$ 0.00	\$ 6,143,834.34
53	10435	Court-Common Pleas	2020	\$ 117,739,000.00	\$ 32,572,006.76	\$ (32,572,006.76)	\$ 0.00	\$ 0.00	\$ 142,257,184.61	\$ 0.00	\$ 8,053,822.15
	10436	Senior Judges	2020	\$ 4,004,000.00	\$ (1,502,740.00)	\$ 1,502,740.00	\$ 0.00	\$ 0.00	\$ 2,374,732.69	\$ 0.00	\$ 126,527.31
	10437	Judicial Education	2020	\$ 1,247,000.00	\$ 1,000,000.00	\$ (1,000,000.00)	\$ 0.00	\$ 0.00	\$ 657,597.85	\$ 0.00	\$ 1,589,402.15
	10438	Ethics Committee	2020	\$ 62,000.00	\$ 0.00	\$ 0.00	\$ 0.00	\$ 0.00	\$ 4,673.49	\$ 0.00	\$ 57,326.51
	11044	Problem-Solvng Courts	2020	\$ 1,103,000.00	\$ 0.00	\$ 0.00	\$ 0.00	\$ 0.00	\$ 208,321.57	\$ 0.00	\$ 894,678.43
	Result			\$ 124,155,000.00	\$ 32,069,266.76	\$ (32,069,266.76)	\$ 0.00	\$ 0.00	\$ 145,502,510.21	\$ 0.00	\$ 10,721,756.55
57	10439	CountyCourtsReimburs	2020	\$ 23,136,000.00	\$ 0.00	\$ 0.00	\$ 0.00	\$ 0.00	\$ 23,136,000.00	\$ 0.00	\$ 0.00
	10440	JurorsCostReimbursmt	2020	\$ 1,118,000.00	\$ (923,553.36)	\$ 923,553.36	\$ 0.00	\$ 0.00	\$ 194,446.64	\$ 0.00	\$ 0.00
	10441	Senior Judge Reimb	2020	\$ 1,375,000.00	\$ (442,624.00)	\$ 442,624.00	\$ 0.00	\$ 0.00	\$ 932,376.00	\$ 0.00	\$ 0.00
	11091	Court Interpreter Co	2020	\$ 1,500,000.00	\$ 0.00	\$ 0.00	\$ 0.00	\$ 0.00	\$ 1,500,000.00	\$ 0.00	\$ 0.00
	Result			\$ 27,129,000.00	\$ (1,366,177.36)	\$ 1,366,177.36	\$ 0.00	\$ 0.00	\$ 25,762,822.64	\$ 0.00	\$ 0.00
58	10447	Commonwealth Court	2020	\$ 21,192,000.00	\$ (593,947.52)	\$ 593,947.52	\$ 0.00	\$ 0.00	\$ 20,081,407.59	\$ 0.00	\$ 516,644.89
	10448	Judges Expenses	2020	\$ 132,000.00	\$ (110,000.00)	\$ 110,000.00	\$ 0.00	\$ 0.00	\$ 21,317.01	\$ 0.00	\$ 682.99
	Result			\$ 21,324,000.00	\$ (703,947.52)	\$ 703,947.52	\$ 0.00	\$ 0.00	\$ 20,102,724.60	\$ 0.00	\$ 517,327.88
59	10451	MagiDistrictJustices	2020	\$ 82,802,000.00	\$ 0.00	\$ (14,316,589.07)	\$ 0.00	\$ 0.00	\$ 93,531,066.44	\$ 0.00	\$ 3,587,522.63
	10452	District Justices Ed	2020	\$ 744,000.00	\$ 0.00	\$ (14,956.70)	\$ 0.00	\$ 0.00	\$ 442,412.82	\$ 0.00	\$ 316,544.28
	Result			\$ 83,546,000.00	\$ 0.00	\$ (14,331,545.77)	\$ 0.00	\$ 0.00	\$ 93,973,478.86	\$ 0.00	\$ 3,904,066.91
62	10456	Municipal Court	2020	\$ 7,794,000.00	\$ 0.00	\$ (3,036,375.70)	\$ 0.00	\$ 0.00	\$ 9,819,875.09	\$ 0.00	\$ 1,010,500.61
63	30138	Indep Reg Rev Comm	2020	\$ 2,155,000.00	\$ 0.00					\$ 0.00	\$ 2,155,000.00
64	10876	Thaddeus College	2020	\$ 18,701,000.00	\$ 0.00	\$ 0.00	\$ 0.00	\$ 0.00	\$ 18,701,000.00	\$ 0.00	\$ 0.00
67	10461	TB Scrng&Trmt	2020	\$ 913,000.00	\$ 0.00	\$ 0.00	\$ 0.00	\$ 265,191.03	\$ 463,258.72	\$ 0.00	\$ 184,550.25
	10462	Sickle Cell	2020	\$ 1,260,000.00	\$ 0.00	\$ 0.00	\$ 0.00	\$ 246,215.63	\$ 1,013,782.96	\$ 0.00	\$ 1.41
	10463	Adlt Cystic Fibrosis	2020	\$ 750,000.00	\$ 0.00	\$ 0.00	\$ 0.00	\$ 235,963.84	\$ 514,034.66	\$ 0.00	\$ 1.50
	10464	Hemophilia	2020	\$ 959,000.00	\$ 0.00	\$ 0.00	\$ 0.00	\$ 153,976.29	\$ 805,018.96	\$ 0.00	\$ 4.75
	10465	Local Health-Envir.	2020	\$ 2,389,000.00	\$ 0.00	\$ 0.00	\$ 0.00	\$ 0.00	\$ 2,388,999.99	\$ 0.00	\$ 0.01
	10466	Cooley's Anemia	2020	\$ 100,000.00	\$ 0.00	\$ 0.00	\$ 0.00	\$ 2,882.55	\$ 97,117.21	\$ 0.00	\$ 0.24
	10467	Quality Assurance	2020	\$ 23,093,000.00	\$ 118,032.14	\$ (118,032.14)	\$ 0.00	\$ 179,810.41	\$ 18,797,709.87	\$ 0.00	\$ 4,233,511.86
	10469	Vital Statistics	2020	\$ 100,000.00	\$ 0.00	\$ 0.00	\$ 0.00	\$ 0.00	\$ 73,261.33	\$ 0.00	\$ 26,738.67
	10470	State Laboratory	2020	\$ 4,269,000.00	\$ 1,727,821.50	\$ (1,727,821.50)	\$ 0.00	\$ 281,671.81	\$ 5,048,655.51	\$ 0.00	\$ 666,494.18

Commonwealth of
Pennsylvania

	10471	State Hlth Care Ctrs	2020	\$ 12,054,000.00	\$ 0.00	\$ 0.00	\$ 0.00	\$ 106,161.77	\$ 10,398,150.61	\$ 0.00	\$ 1,549,687.62
	10472	Tourette Syndrome	2020	\$ 150,000.00	\$ 0.00	\$ 0.00	\$ 0.00	\$ 30,031.01	\$ 119,968.99	\$ 0.00	\$ 0.00
	10473	Trauma Prevention	2020	\$ 460,000.00	\$ 0.00	\$ 0.00	\$ 0.00	\$ 99,835.25	\$ 360,164.75	\$ 0.00	\$ 0.00
	10474	Lupus	2020	\$ 100,000.00	\$ 0.00	\$ 0.00	\$ 0.00	\$ 35,981.70	\$ 64,018.30	\$ 0.00	\$ 0.00
	10475	Reg Poison Ctrl Ctr	2020	\$ 700,000.00	\$ 0.00	\$ 0.00	\$ 0.00	\$ 350,000.00	\$ 350,000.00	\$ 0.00	\$ 0.00
	10477	Prim Hlth Care Pract	2020	\$ 4,550,000.00	\$ 0.00	\$ 0.00	\$ 0.00	\$ 893,017.91	\$ 3,393,281.51	\$ 0.00	\$ 263,700.58
	10479	Svs-Chld w Sp needs	2020	\$ 1,728,000.00	\$ 0.00	\$ 0.00	\$ 0.00	\$ 487,383.88	\$ 1,240,547.04	\$ 0.00	\$ 69.08
	10491	Epilepsy Supp Srvc	2020	\$ 550,000.00	\$ 0.00	\$ 0.00	\$ 0.00	\$ 74,843.52	\$ 475,156.48	\$ 0.00	\$ 0.00
	10493	Reg Cancer Inst	2020	\$ 1,200,000.00	\$ 0.00	\$ 0.00	\$ 0.00	\$ 278,246.08	\$ 921,753.92	\$ 0.00	\$ 0.00
	10495	Bio-Tech Research	2020	\$ 7,700,000.00	\$ 0.00	\$ 0.00	\$ 0.00	\$ 0.00	\$ 7,700,000.00	\$ 0.00	\$ 0.00
	10497	Gen Govt Operations	2020	\$ 21,822,000.00	\$ 430,449.47	\$ (430,449.47)	\$ 0.00	\$ 646,876.33	\$ 16,601,068.86	\$ 0.00	\$ 5,004,504.28
	10502	Newborn Screening	2020	\$ 7,092,000.00	\$ 0.00	\$ 0.00	\$ 0.00	\$ 1,425,808.83	\$ 5,500,017.72	\$ 0.00	\$ 166,173.45
	10651	Maternal & Child Hlt	2020	\$ 1,005,000.00	\$ 0.00	\$ 0.00	\$ 0.00	\$ 208,304.16	\$ 687,187.89	\$ 0.00	\$ 109,507.95
	10652	Local Health Depts	2020	\$ 25,421,000.00	\$ 0.00	\$ 0.00	\$ 0.00	\$ 0.00	\$ 25,421,000.00	\$ 0.00	\$ 0.00
	10654	School Dist Hlth Svc	2020	\$ 34,620,000.00	\$ 0.00	\$ 0.00	\$ 0.00	\$ 0.00	\$ 34,003,782.62	\$ 0.00	\$ 616,217.38
	10655	Renal Dialysis	2020	\$ 6,300,000.00	\$ 0.00	\$ 0.00	\$ 0.00	\$ 2,864,393.51	\$ 2,603,958.47	\$ 0.00	\$ 831,648.02
	10657	Diabetes Programs	2020	\$ 200,000.00	\$ 0.00	\$ 0.00	\$ 0.00	\$ 59,456.77	\$ 140,543.23	\$ 0.00	\$ 0.00
	10658	STD - Screen & Treat	2020	\$ 1,734,000.00	\$ 0.00	\$ 0.00	\$ 0.00	\$ 219,970.95	\$ 1,246,531.54	\$ 0.00	\$ 267,497.51
	11012	Health Innovation	2020	\$ 605,000.00	\$ 0.00	\$ 0.00	\$ 0.00	\$ 3,807.92	\$ 451,859.45	\$ 0.00	\$ 149,332.63
	11014	Cancer ScreeningServ	2020	\$ 2,563,000.00	\$ 0.00	\$ 0.00	\$ 0.00	\$ 1,684,754.23	\$ 878,245.77	\$ 0.00	\$ 0.00
	11043	AmyotrLateralScleros	2020	\$ 850,000.00	\$ 0.00	\$ 0.00	\$ 0.00	\$ 276,165.14	\$ 573,834.86	\$ 0.00	\$ 0.00
	11055	ComBaseHlth Car Subs	2020	\$ 2,000,000.00	\$ 0.00	\$ 0.00	\$ 0.00	\$ 850,119.82	\$ 1,146,277.45	\$ 0.00	\$ 3,602.73
	11068	AIDS Prgm&Sp Pharm	2020	\$ 9,914,000.00	\$ 0.00	\$ 0.00	\$ 0.00	\$ 4,034,242.58	\$ 5,337,719.25	\$ 0.00	\$ 542,038.17
	11080	AchBtrCareMAP Admin	2020	\$ 2,715,000.00	\$ 0.00	\$ 0.00	\$ 0.00	\$ 1,022,447.79	\$ 1,376,639.83	\$ 0.00	\$ 315,912.38
	11129	Lyme Disease	2020	\$ 3,000,000.00	\$ 0.00	\$ 0.00	\$ 0.00	\$ 652,891.32	\$ 945,395.45	\$ 0.00	\$ 1,401,713.23
	11130	Leukemia/Lymphoma	2020	\$ 200,000.00	\$ 0.00	\$ 0.00	\$ 0.00	\$ 0.00	\$ 200,000.00	\$ 0.00	\$ 0.00
	26322	Vital Statistics Imp	2020	\$ 0.00	\$ 15,150,261.66	\$ (15,150,261.66)	\$ 0.00	\$ 1,971,151.66	\$ 12,366,363.27	\$ 0.00	\$ 812,746.73
	26328	County Coroner/MED	2020	\$ 0.00	\$ 985,104.00	\$ (985,104.00)	\$ 0.00	\$ 0.00	\$ 985,104.00	\$ 0.00	\$ 0.00
	Result			\$ 183,066,000.00	\$ 18,411,668.77	\$ (18,411,668.77)	\$ 0.00	\$ 19,641,603.69	\$ 164,690,410.47	\$ 0.00	\$ 17,145,654.61
68	10508	Agri Promo Ed & Ex	2020	\$ 553,000.00	\$ 0.00	\$ 0.00	\$ 0.00	\$ 291,100.00	\$ 0.00	\$ 0.00	\$ 261,900.00
	10510	State Food Purchase	2020	\$ 19,688,000.00	\$ 0.00	\$ 0.00	\$ 0.00	\$ 0.00	\$ 19,688,000.00	\$ 0.00	\$ 0.00
	10511	Livestock Show	2020	\$ 215,000.00	\$ 0.00	\$ 0.00	\$ 0.00	\$ 26,708.40	\$ 13,291.60	\$ 0.00	\$ 175,000.00
	10515	Open Dairy Show	2020	\$ 215,000.00	\$ 0.00	\$ 0.00	\$ 0.00	\$ 26,083.91	\$ 48,916.09	\$ 0.00	\$ 140,000.00
	10516	AgriculturalResearch	2020	\$ 2,187,000.00	\$ 0.00	\$ 0.00	\$ 0.00	\$ 1,495,531.43	\$ 666,944.54	\$ 0.00	\$ 24,524.03
	10521	TrsfrCnsrvtnDstrctFd	2020	\$ 869,000.00	\$ 0.00	\$ 0.00	\$ 0.00	\$ 0.00	\$ 869,000.00	\$ 0.00	\$ 0.00
	10523	Trnsfr Ntrnt Mgmt fd	2020	\$ 6,200,000.00	\$ 0.00	\$ 0.00	\$ 0.00	\$ 0.00	\$ 6,200,000.00	\$ 0.00	\$ 0.00
	10525	Farmers' Mkt Fd Cpns	2020	\$ 2,079,000.00	\$ 0.00	\$ 0.00	\$ 0.00	\$ 137,325.53	\$ 232,872.92	\$ 0.00	\$ 1,708,801.55
	10527	Hdwd Rsrch & Promo	2020	\$ 474,000.00	\$ 0.00	\$ 0.00	\$ 0.00	\$ 131,956.51	\$ 342,043.49	\$ 0.00	\$ 0.00
	10528	Gen Govt Operations	2020	\$ 33,128,000.00	\$ 15,169,419.43	\$ (15,169,419.43)	\$ 96,057.60	\$ 1,529,335.86	\$ 36,040,133.90	\$ 0.00	\$ 10,631,892.07
	10784	Agricultural Exclnce	2020	\$ 2,800,000.00	\$ 0.00	\$ 0.00	\$ 0.00	\$ 677,017.62	\$ 2,122,982.38	\$ 0.00	\$ 0.00
	10864	Food MarketingReser	2020	\$ 494,000.00	\$ 0.00	\$ 0.00	\$ 0.00	\$ 494,000.00	\$ 0.00	\$ 0.00	\$ 0.00
	11006	Youth Shows	2020	\$ 169,000.00	\$ 0.00	\$ 0.00	\$ 0.00	\$ 56,333.33	\$ 112,666.66	\$ 0.00	\$ 0.01
	11020	Transf-Agricultural	2020	\$ 54,960,000.00	\$ 0.00	\$ 0.00	\$ 0.00	\$ 0.00	\$ 54,960,000.00	\$ 0.00	\$ 0.00
	11021	UPA-Vet Activities	2020	\$ 31,660,000.00	\$ 0.00	\$ 0.00	\$ 0.00	\$ 0.00	\$ 31,660,000.00	\$ 0.00	\$ 0.00
	11022	UPA-Cntr Infectious	2020	\$ 295,000.00	\$ 0.00	\$ 0.00	\$ 0.00	\$ 0.00	\$ 295,000.00	\$ 0.00	\$ 0.00
	11042	PA PrefTradmrkLicens	2020	\$ 3,205,000.00	\$ 0.00	\$ 0.00	\$ 0.00	\$ 0.00	\$ 3,205,000.00	\$ 0.00	\$ 0.00
	11142	AgricBusWorkforcelnv	2020	\$ 4,500,000.00	\$ 0.00	\$ 0.00	\$ 0.00	\$ 938,235.36	\$ 2,514,706.00	\$ 0.00	\$ 1,047,058.64
	11143	Livestk&ConsHlthProt	2020	\$ 1,000,000.00	\$ 0.00	\$ 0.00	\$ 0.00	\$ 0.00	\$ 974,885.30	\$ 0.00	\$ 25,114.70
	11144	AnimlHlth&DiagnComm	2020	\$ 2,000,000.00	\$ 0.00	\$ 0.00	\$ 0.00	\$ 1,716,964.29	\$ 283,035.70	\$ 0.00	\$ 0.01
	11145	AgricPrepResponse	2020	\$ 3,000,000.00	\$ 0.00	\$ 0.00	\$ 0.00	\$ 0.00	\$ 3,000,000.00	\$ 0.00	\$ 0.00
	Result			\$ 169,691,000.00	\$ 15,169,419.43	\$ (15,169,419.43)	\$ 96,057.60	\$ 7,520,592.24	\$ 163,229,478.58	\$ 0.00	\$ 14,014,291.01
73	10537	Board of Finan & Rev	2020	\$ 2,877,000.00	\$ 0.00	\$ 0.00	\$ 0.00	\$ 0.00	\$ 2,729,910.09	\$ 0.00	\$ 147,089.91
	10538	Publish Monthly Stat	2020	\$ 5,000.00	\$ 0.00	\$ 0.00	\$ 0.00	\$ 0.00	\$ 0.00	\$ 0.00	\$ 5,000.00
	10539	Loan & Trf Agents	2020	\$ 40,000.00	\$ 0.00	\$ 0.00	\$ 0.00	\$ 0.00	\$ 10,500.00	\$ 0.00	\$ 29,500.00
	10540	Law Enf Off Deth Ben	2020	\$ 2,980,000.00	\$ 0.00	\$ 0.00	\$ 0.00	\$ 0.00	\$ 1,167,372.03	\$ 0.00	\$ 1,812,627.97
	10543	Gen Obligat Debt Ser	2020	\$ 1,143,433,000.00	\$ 0.00	\$ 0.00	\$ 0.00	\$ 0.00	\$ 1,143,433,000.00	\$ 0.00	\$ 0.00
	10544	Gen Govt Operations	2020	\$ 35,715,000.00	\$ 11,001,780.76	\$ (11,001,780.76)	\$ 0.00	\$ 0.00	\$ 43,911,672.78	\$ 0.00	\$ 2,805,107.98
	10553	Intergov Orgs	2020	\$ 1,168,000.00	\$ 0.00	\$ 0.00	\$ 0.00	\$ 0.00	\$ 1,127,640.00	\$ 0.00	\$ 40,360.00
	11030	Divestiture Reimburs	2020	\$ 83,000.00	\$ 0.00	\$ 0.00	\$ 0.00	\$ 0.00	\$ 83,000.00	\$ 0.00	\$ 0.00
	11112	TransferTo ABLE Fund	2020	\$ 900,000.00	\$ 0.00	\$ 0.00	\$ 0.00	\$ 0.00	\$ 900,000.00	\$ 0.00	\$ 0.00
	11139	IT Cyber Security	2020	\$ 1,000,000.00	\$ 0.00	\$ 0.00	\$ 0.00	\$ 0.00	\$ 967,196.10	\$ 0.00	\$ 32,803.90
	20360	IntrstTaxAnticipntNt	2020	\$ 1,495,133.33	\$ 0.00	\$ 0.00	\$ 0.00	\$ 0.00	\$ 1,495,133.33	\$ 0.00	\$ 0.00
	20362	Tax Notes Expenses	2020	\$ 337,500.00	\$ 0.00	\$ 0.00	\$ 0.00	\$ 0.00	\$ 337,500.00	\$ 0.00	\$ 0.00
	Result			\$ 1,190,033,633.33	\$ 11,001,780.76	\$ (11,001,780.76)	\$ 0.00	\$ 0.00	\$ 1,196,162,924.33	\$ 0.00	\$ 4,872,489.76
74	11028	Gen Govt Operations	2020	\$ 2,620,000.00	\$ 0.00	\$ 0.00	\$ 0.00	\$ 140.16	\$ 2,419,210.78	\$ 0.00	\$ 200,649.06
	11029	Assist to D&A Pgrms	2020	\$ 44,732,000.00	\$ 0.00	\$ 0.00	\$ 0.00	\$ 5,800,039.12	\$ 36,651,686.09	\$ 0.00	\$ 2,280,274.79
	Result			\$ 47,352,000.00	\$ 0.00	\$ 0.00	\$ 0.00	\$ 5,800,179.28	\$ 39,070,896.87	\$ 0.00	\$ 2,480,923.85

75	26385	Securities Operation	2020	\$ 0.00	\$ 9,477,000.00	\$ (9,477,000.00)	\$ 0.00	\$ 57,190.40	\$ 7,530,605.22	\$ 0.00	\$ 1,889,204.38
78	10567	Voter Registration	2020	\$ 573,000.00	\$ 0.00	\$ 0.00	\$ 0.00	\$ 0.00	\$ 573,000.00	\$ 0.00	\$ 0.00
	10568	Vehicle Sales Tax	2020	\$ 655,000.00	\$ 0.00	\$ 0.00	\$ 0.00	\$ 0.00	\$ 655,000.00	\$ 0.00	\$ 0.00
	11148	InfrastructureProjct	2020	\$ 1,900,000.00	\$ 0.00	\$ 0.00	\$ 0.00	\$ 0.00	\$ 1,900,000.00	\$ 0.00	\$ 0.00
	Result			\$ 3,128,000.00	\$ 0.00	\$ 0.00	\$ 0.00	\$ 0.00	\$ 3,128,000.00	\$ 0.00	\$ 0.00
79	10824	USTIF Loan Payment	2020	\$ 86,479,000.00	\$ 0.00	\$ 0.00	\$ 0.00	\$ 0.00	\$ 86,479,925.68	\$ 0.00	\$ 4,074.32
81	10595	OffcStatelnsprctrGnrl	2020	\$ 4,369,000.00	\$ 1,111,000.00	\$ (1,111,000.00)	\$ 2,890.31	\$ 26,737.64	\$ 4,347,408.66	\$ 0.00	\$ 1,102,963.39
	10596	JCJC	2020	\$ 2,980,000.00	\$ 0.00	\$ 0.00	\$ 0.00	\$ 26,152.39	\$ 2,522,720.56	\$ 0.00	\$ 431,127.05
	10599	OGC	2020	\$ 5,529,000.00	\$ 298,870.00	\$ (298,870.00)	\$ 0.00	\$ 118,499.25	\$ 5,205,590.42	\$ 0.00	\$ 503,780.33
	10600	InspctGnlWelfarFraud	2020	\$ 11,799,000.00	\$ 0.00	\$ 0.00	\$ 28,332.22	\$ 185,602.85	\$ 5,571,988.17	\$ 0.00	\$ 6,013,076.76
	10616	Law Enf Activities	2020	\$ 3,000,000.00	\$ 0.00	\$ 0.00	\$ 0.00	\$ 0.00	\$ 3,000,000.00	\$ 0.00	\$ 0.00
	10619	Grants to the Arts	2020	\$ 9,590,000.00	\$ 0.00	\$ 0.00	\$ 0.00	\$ 1,865,967.96	\$ 7,547,105.04	\$ 0.00	\$ 176,927.00
	10620	Office of Admin	2020	\$ 9,647,000.00	\$ 381,443,823.09	\$ (385,000,309.26)	\$ 2,239,751.58	\$ 21,684,382.89	\$ 352,062,641.98	\$ 0.00	\$ 18,660,532.81
	10621	PA Council on Arts	2020	\$ 867,000.00	\$ 0.00	\$ 0.00	\$ 0.00	\$ 50,520.30	\$ 743,782.30	\$ 0.00	\$ 72,697.40
	10622	Office of the Budget	2020	\$ 18,788,000.00	\$ 51,590,322.79	\$ (53,543,343.47)	\$ 0.00	\$ 1,521,517.63	\$ 59,046,199.58	\$ 0.00	\$ 11,763,626.26
	10624	PCCD	2020	\$ 9,627,000.00	\$ 5,048,723.79	\$ (9,325,510.79)	\$ 12,951.44	\$ 5,284,619.57	\$ 7,244,877.50	\$ 0.00	\$ 6,410,062.28
	10633	PHRC - State	2020	\$ 10,088,000.00	\$ 333.23	\$ (333.23)	\$ 0.00	\$ 202,392.68	\$ 3,689,298.29	\$ 0.00	\$ 6,196,642.26
	10711	Audit-Auditor Gen	2020	\$ 99,000.00	\$ 0.00	\$ 0.00	\$ 0.00	\$ 0.00	\$ 99,000.00	\$ 0.00	\$ 99,000.00
	11003	Vlnc&Dlq Prev Prgms	2020	\$ 4,033,000.00	\$ 3,182,578.30	\$ (5,146,211.82)	\$ 315.04	\$ 2,240,768.15	\$ 3,466,579.44	\$ 0.00	\$ 3,471,549.19
	11004	Intermed Punishment	2020	\$ 18,167,000.00	\$ 0.00	\$ 0.00	\$ 0.00	\$ 6,777,244.83	\$ 9,772,192.76	\$ 0.00	\$ 1,617,562.41
	11005	JuvenileProbationSer	2020	\$ 18,945,000.00	\$ 0.00	\$ 0.00	\$ 0.00	\$ 0.00	\$ 18,887,625.00	\$ 0.00	\$ 57,375.00
	11015	Safe School Advocate	2020	\$ 379,000.00	\$ 0.00	\$ 0.00	\$ 1,000.00	\$ 5,905.44	\$ 190,613.82	\$ 0.00	\$ 181,480.74
	11045	Victims of JuvOffend	2020	\$ 1,300,000.00	\$ 0.00	\$ 0.00	\$ 0.00	\$ 367,412.93	\$ 931,625.24	\$ 0.00	\$ 961.83
	11168	TrfrNonprftSecurityGt	2020	\$ 5,000,000.00	\$ 0.00	\$ 0.00	\$ 0.00	\$ 0.00	\$ 5,000,000.00	\$ 0.00	\$ 5,000,000.00
	11171	Improve Adult Prob	2020	\$ 16,222,000.00	\$ 0.00	\$ 0.00	\$ 0.00	\$ 6,853,480.84	\$ 9,298,219.16	\$ 0.00	\$ 70,300.00
	11172	Transfer To CFA	2020	\$ 5,000,000.00	\$ 0.00	\$ 0.00	\$ 0.00	\$ 0.00	\$ 5,000,000.00	\$ 0.00	\$ 0.00
	11173	LoanRepayWrkrCompSec	2020	\$ 145,000,000.00	\$ 0.00	\$ 0.00	\$ 0.00	\$ 0.00	\$ 145,000,000.00	\$ 0.00	\$ 0.00
	20517	Trsfr-CrimeVicReimb	2020	\$ 83,486.11	\$ 0.00	\$ 0.00	\$ 0.00	\$ 0.00	\$ 83,486.11	\$ 0.00	\$ 83,486.11
	26434	Agency IT Projects	2020	\$ 0.00	\$ 19,969,339.64	\$ (28,291,054.50)	\$ 0.00	\$ 942,039.03	\$ 18,504,178.50	\$ 0.00	\$ 8,844,836.97
	Result			\$ 300,512,486.11	\$ 462,644,990.84	\$ (482,716,633.07)	\$ 2,285,240.59	\$ 48,153,244.38	\$ 662,032,646.42	\$ 0.00	\$ 70,757,987.79
90	10634	SSHE-St Unv	2020	\$ 477,470,000.00	\$ 0.00	\$ 0.00	\$ 0.00	\$ 0.00	\$ 477,470,000.00	\$ 0.00	\$ 0.00
92	10640	Board of Claims	2020	\$ 1,880,000.00	\$ 0.00	\$ 0.00	\$ 2,235.83	\$ 4,275.90	\$ 1,606,055.98	\$ 0.00	\$ 267,432.29
	10642	Auditor Gen Office	2020	\$ 35,681,000.00	\$ 11,105,000.00	\$ (12,072,516.23)	\$ 70.00	\$ 27,709.94	\$ 45,184,470.03	\$ 0.00	\$ 2,541,266.26
	11125	SpecFinancialAudits	2020	\$ 500,000.00	\$ 0.00	\$ 0.00	\$ 0.00	\$ 0.00	\$ 417,997.51	\$ 0.00	\$ 82,002.49
	Result			\$ 38,061,000.00	\$ 11,105,000.00	\$ (12,072,516.23)	\$ 2,305.83	\$ 31,985.84	\$ 47,208,523.52	\$ 0.00	\$ 2,890,701.04
99	10648	Governor's Office	2020	\$ 6,706,000.00	\$ 2,551,650.50	\$ (2,551,650.50)	\$ 12,545.40	\$ 213,582.88	\$ 7,332,276.48	\$ 0.00	\$ 1,699,245.74
Overall Result				\$ 35,275,227,119.44	\$ 5,784,659,935.09	\$ (5,832,885,992.62)	\$ 22,202,188.80	\$ 526,617,907.43	\$ 39,027,942,025.46	\$ 0.00	\$ 1,531,350,990.37

Less: Refunds Reported in Business Area 18 (Appror 2018)				\$ (1,262,000,000.00)	B-2		\$ 0.00	\$ 0.00	\$ (1,157,819,755.03)	\$ 0.00	\$ (104,180,244.97)
				34,013,227,119.44			22,202,188.80	526,617,907.43	37,870,122,270.43	0.00	1,427,170,745.40
Add Departmental Services				5,820,981,796.39	See pg 6		A	B	C		D
Total Final Budget State Program Expenditures				39,834,208,915.83	B-5		Total Actual (Budgetary Basis) State Program Expenditures (A+B+C+D) \$39,846,113,112.06 C-5				

**COMMONWEALTH OF PENNSYLVANIA
GENERAL FUND
STATEMENT OF UNAPPROPRIATED SURPLUS
JUNE 30, 2021
(\$000)**

Unappropriated surplus, June 30, 2020			\$ (2,734,070)
Adjustment			18,795
Unappropriated surplus adjusted, June 30, 2020			<u>(2,715,275)</u> C-9
Revenue subject to general appropriation:			
Revenue realized	\$ 40,392,018		
Less:			
Revenue refunds	<u>1,262,000</u>	\$ 39,130,018	
Prior fiscal year lapses:			
Continuing appropriations	66		
Encumbered appropriations	<u>219,934</u>	<u>220,000</u> C-7	<u>39,350,018</u>
Total Funds Available			36,634,743
Deduct:			
Appropriations 2020-21	33,991,579		
Executive authorizations 2020-21	<u>21,648</u>	34,013,227	
Less:			
Current fiscal year lapses		<u>-</u>	<u>34,013,227</u>
Preliminary unappropriated surplus, June 30, 2021			2,621,516
Transfer to Budget Stabilization Reserve Fund ¹			<u>2,621,516</u> C-8
Unappropriated surplus, June 30, 2021			<u>\$ -</u> C-10

¹ 100% of the surplus in the General Fund for fiscal year 2020-2021 may be deposited into the Budget Stabilization Reserve Fund.

June 1, 2020

Expenditure Symbol Notification Number 20-019

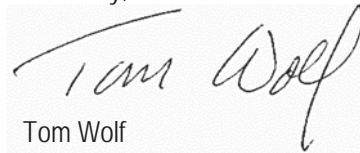
Honorable Joe Torsella
State Treasurer
Room 129, Finance Building
Harrisburg, Pennsylvania 17120

Dear Treasurer Torsella:

I am hereby authorizing the following Executive Authorizations, as required by law, from the General Fund for payment during the fiscal year July 1, 2020 to June 30, 2021:

	<u>Amount</u>	<u>SAP Account Code</u>			<u>Fiscal Year</u>	<u>Char. Code</u>
		<u>COPA Fund</u>	<u>Business Area</u>	<u>SAP Fund</u>		
FROM: <u>General Fund</u>						
TO: <u>Revenue</u>						
Commissions – Inheritance and Realty Transfer Tax Collections	\$3,651,000	001	18	20 019 00	2020	1
TO: <u>State</u>						
County Election Expenses	\$167,000	001	19	20 028 00	2020	3
Publishing Constitutional Amendments	531,000	001	19	20 027 00	2020	1

Sincerely,



Tom Wolf
Governor

*This document is available on the Office of Budget FTP server:
obftp.state.pa.us/ESN/20-019.doc*

cc: The Honorable Eugene DePasquale
Mr. Scott Kennedy
Ms. Tammy Blymire
Ms. Donetta M. D'Innocenzo

Mr. Joseph Weber
Mr. Keith Welks
Mr. Edward Palmer
Ms. Alexis A. Brown

COMMONWEALTH OF PENNSYLVANIA
OFFICE OF THE BUDGET

DATE: June 4, 2020

SUBJECT: Expenditure Symbol Notification Number 20-040

TO: Honorable Joe Torsella
State Treasurer

FROM: Jen Swails
Secretary of the Budget



On May 29, 2020, the Governor signed Act No. 1-A (House Bill 2387, Printer's No. 3837) known as the General Appropriation Act of 2020.

The titles, amounts, expenditure symbol numbers and character codes for all approved appropriations are shown on the attachment to this letter.

*This document is available on the Office of Budget FTP server:
obftp.coin.state.pa.us/ESN/20-040.doc*

Attachments

cc: The Honorable Eugene DePasquale
Mr. Scott Kennedy
Ms. Jennifer Boger
Ms. Donetta M. D'Innocenzo

Mr. Joseph Weber
Mr. Keith Welks
Ms. Cynthia Cranmer
Ms. Mary-Jo Mullen

BMSS/ESN/ANNUAL/General/ESN-General Bill

bcc: Ms. Kathy Wallace
Ms. Natalie Krug
Mr. Ben Lukens
Mr. John Raymond

Budget Mgmt. Support Section (4)
Division Managers (4)
Budget Specialists (13)
Mr. Ron Foster

**PART II
GENERAL FUND
Appropriations for 2020-21**

Department/Appropriation	Amount Approved		SAP Account Code				Char. Code
	State	Federal	COPA Fund	Business Area	SAP Fund	Fiscal Year	
Governor's Office							
Governor's Office.....	2,863,000		001	99	10 648 00	2020	1
Executive Offices							
Office of Administration.....	4,052,000		001	81	10 620 00	2020	1
Office of State Inspector General.....	1,854,000		001	81	10 595 00	2020	1
Inspector General - Welfare Fraud.....	5,011,000		001	81	10 600 00	2020	1
TANFBG - Program Accountability (F).....		1,500,000	001	81	70 372 00	2020	1
SNAP - Program Accountability (F).....		7,000,000	001	81	70 369 00	2020	1
Medical Assistance - Program Accountability (F).....		5,500,000	001	81	70 370 00	2020	1
CCDFBG - Subsidized Day Care Fraud (F).....		905,000	001	81	70 373 00	2020	1
Office of the Budget.....	8,000,000		001	81	10 622 00	2020	1
Audit of the Auditor General.....	41,000		001	81	10 711 00	2020	1
Office of General Counsel.....	2,364,000		001	81	10 599 00	2020	1
Human Relations Commission.....	4,295,000		001	81	10 633 00	2020	1
EEOC - Special Project Grant (F).....		900,000	001	81	70 404 00	2020	1
HUD - Special Project Grant (F).....		500,000	001	81	70 403 00	2020	1
Council on the Arts.....	368,000		001	81	10 621 00	2020	1
NEA - Grants to the Arts - Administration (F).....		980,000	001	81	70 366 00	2020	1
Juvenile Court Judges' Commission.....	1,268,000		001	81	10 596 00	2020	1
Commission on Crime and Delinquency.....	4,056,000		001	81	10 624 00	2020	1
Plan for Juvenile Justice (F).....		150,000	001	81	70 389 00	2020	1
Justice Assistance Grants (F).....		10,000,000	001	81	70 657 00	2020	1
Justice Assistance Grants - Administration (F).....		1,000,000	001	81	70 727 00	2020	1
Statistical Analysis Center (F).....		300,000	001	81	70 390 00	2020	1
Criminal Identification Technology (F).....		8,000,000	001	81	70 391 00	2020	1
Crime Victims Compensation Services (F).....		8,500,000	001	81	70 376 00	2020	1
Crime Victims Assistance (F).....		130,000,000	001	81	70 401 00	2020	1
Violence Against Women (F).....		7,000,000	001	81	70 385 00	2020	1
Violence Against Women - Administration (F).....		600,000	001	81	70 386 00	2020	1
Residential Substance Abuse Treatment Program (F).....		1,400,000	001	81	70 382 00	2020	1
Crime Victims Assistance (VOCA) - Admin/Operations (F).....		5,000,000	001	81	70 383 00	2020	1
Juvenile Justice and Delinquency Prevention (F).....		3,000,000	001	81	70 400 00	2020	1
Assault Services Program (F).....		600,000	001	81	70 530 00	2020	1
Second Chance Act - Juvenile Offender Reentry (F).....		1,000,000	001	81	70 777 00	2020	1
Project Safe Neighborhoods (F).....		1,050,000	001	81	70 452 00	2020	1
Forensic Science Program (F).....		1,500,000	001	81	70 550 00	2020	1
Adam Walsh Implementation Support (F).....		1,000,000	001	81	71 001 00	2020	1
VOCA Training (F).....		600,000	001	81	71 058 00	2020	1
Byrne Competitive Program (F).....		450,000	001	81	71 002 00	2020	1

**PART II
GENERAL FUND
Appropriations for 2020-21**

Department/Appropriation	Amount Approved		SAP Account Code				Char. Code
	State	Federal	COPA Fund	Business Area	SAP Fund	Fiscal Year	
Comprehensive Opioid Abuse Site-Based Program (F).....		1,200,000	001	81	71 092 00	2020	1
Pennsylvania NCS-X Implementation (F).....		550,000	001	81	71 093 00	2020	1
Body Worn Camera Policy and Implementation (F).....		1,000,000	001	81	71 094 00	2020	1
STOP School Violence (F).....		777,000	001	81	71 115 00	2020	1
Prosecutor and Defender Incentives (F).....		160,000	001	81	70 778 00	2020	1
State Delinquency Prevention Programs (F).....		200,000	001	81	71 101 00	2020	1
Office of Safe Schools Advocate.....	158,000		001	81	11 015 00	2020	1
Improvement of Adult Probation Services.....	6,760,000		001	81	11 171 00	2020	3
Victims of Juvenile Offenders.....	542,000		001	81	11 045 00	2020	3
Violence and Delinquency Prevention Programs.....	1,683,000		001	81	11 003 00	2020	1
Intermediate Punishment Treatment Programs.....	7,570,000		001	81	11 004 00	2020	3
Juvenile Probation Services.....	7,894,000		001	81	11 005 00	2020	3
Grants to the Arts.....	3,996,000		001	81	10 619 00	2020	3
Law Enforcement Activities.....	1,250,000		001	81	10 616 00	2020	3
Department Total	61,162,000	202,322,000					
Lieutenant Governor							
Lieutenant Governor's Office.....	563,000		001	28	10 667 00	2020	1
Board of Pardons.....	388,000		001	28	10 666 00	2020	1
Department Total	951,000	0					
Attorney General							
General Government Operations.....	19,790,000		001	14	10 063 00	2020	1
Medicaid Fraud (F).....		9,567,000	001	14	70 046 00	2020	1
Drug Law Enforcement.....	20,701,000		001	14	10 059 00	2020	1
High Intensity Drug Trafficking Areas (F).....		5,308,000	001	14	70 047 00	2020	1
Joint Local-State Firearm Task Force.....	2,866,000		001	14	10 796 00	2020	1
Witness Relocation.....	506,000		001	14	10 732 00	2020	1
Child Predator Interception.....	2,240,000		001	14	10 731 00	2020	1
Tobacco Law Enforcement.....	631,000		001	14	10 057 00	2020	1
County Trial Reimbursement.....	83,000		001	14	10 058 00	2020	3
School Safety.....	707,000		001	14	11 124 00	2020	1
Department Total	47,524,000	14,875,000					
Auditor General							
Auditor General's Office.....	15,190,000		001	92	10 642 00	2020	1
Board of Claims.....	796,000		001	92	10 640 00	2020	1

**PART II
GENERAL FUND
Appropriations for 2020-21**

Department/Appropriation	Amount Approved		SAP Account Code				Char. Code
	State	Federal	COPA Fund	Business Area	SAP Fund	Fiscal Year	
Special Financial Audits.....	208,000		001	92	11 125 00	2020	1
Department Total	16,194,000	0					
Treasury							
General Government Operations.....	15,247,000		001	73	10 544 00	2020	1
Board of Finance and Revenue.....	1,221,000		001	73	10 537 00	2020	1
Divestiture Reimbursement.....	83,000		001	73	11 030 00	2020	1
Intergovernmental Organizations.....	1,168,000		001	73	10 553 00	2020	1
Publishing Monthly Statements.....	5,000		001	73	10 538 00	2020	1
Information Technology Cyber Security.....	417,000		001	73	11 139 00	2020	1
Law Enforcement & Emergency Response Personnel Death Benefit.....	1,242,000		001	73	10 540 00	2020	3
Transfer to ABLE Fund.....	900,000		001	73	11 112 00	2020	3
Loan and Transfer Agent.....	40,000		001	73	10 539 00	2020	5
General Obligation Debt Service.....	1,150,000,000		001	73	10 543 00	2020	5
Department Total	1,170,323,000	0					
Aging							
Programs for the Aging - Title III - Administration (F).....		1,781,000	001	10	70 007 00	2020	1
Programs for the Aging - Title V - Administration (F).....		127,000	001	10	70 008 00	2020	1
Medical Assistance - Administration (F).....		888,000	001	10	70 009 00	2020	1
Programs for the Aging - Title VII - Administration (F).....		352,000	001	10	71 048 00	2020	1
Programs for the Aging - Title III (F).....		52,000,000	001	10	71 049 00	2020	3
Programs for the Aging - Nutrition (F).....		10,000,000	001	10	71 050 00	2020	3
Programs for the Aging - Title V - Employment (F).....		8,000,000	001	10	71 051 00	2020	3
Programs for the Aging - Title VII - Elder Rights Protection (F).....		7,800,000	001	10	71 052 00	2020	3
Medical Assistance - Attendant Care (F).....		69,000	001	10	70 141 00	2020	3
Medical Assistance Support (F).....		9,000,000	001	10	70 425 00	2020	3
Medical Assistance Nursing Home Transition Administration (F).....		700,000	001	10	71 053 00	2020	3
Programs for the Aging - Title III - Caregiver Support (F).....		10,000,000	001	10	70 011 00	2020	3
Pre-Admission Assessment (F).....		4,000,000	001	10	70 006 00	2020	3
Department Total	0	104,717,000					
Agriculture							
General Government Operations.....	14,055,000		001	68	10 528 00	2020	1
Plant Pest Detection System (F).....		1,300,000	001	68	70 350 00	2020	1
Poultry Grading Service (F).....		100,000	001	68	70 347 00	2020	1
Medicated Feed Mill Inspection (F).....		200,000	001	68	70 346 00	2020	1

**PART II
GENERAL FUND
Appropriations for 2020-21**

Department/Appropriation	Amount Approved		SAP Account Code				Char. Code
	State	Federal	COPA Fund	Business Area	SAP Fund	Fiscal Year	
National School Lunch Administration (F).....		1,700,000	001	68	70 348 00	2020	1
Emergency Food Assistance (F).....		11,500,000	001	68	70 342 00	2020	1
Pesticide Control (F).....		1,000,000	001	68	70 349 00	2020	1
Agricultural Risk Protection (F).....		1,000,000	001	68	70 345 00	2020	1
Commodity Supplemental Food (F).....		3,500,000	001	68	70 455 00	2020	1
Organic Cost Distribution (F).....		650,000	001	68	70 457 00	2020	1
Animal Disease Control (F).....		4,000,000	001	68	70 458 00	2020	1
Food Establishment Inspections (F).....		4,500,000	001	68	70 459 00	2020	1
Integrated Pest Management (F).....		250,000	001	68	70 554 00	2020	1
Johnes Disease Herd Project (F).....		2,000,000	001	68	70 555 00	2020	1
Avian Influenza Surveillance (F).....		25,000,000	001	68	70 565 00	2020	1
Scrapie Disease Control (F).....		60,000	001	68	70 567 00	2020	1
Foot and Mouth Disease Monitoring (F).....		150,000	001	68	70 573 00	2020	1
Innovative Nutrient and Sediment Reduction (F).....		750,000	001	68	71 059 00	2020	1
Animal Identification (F).....		2,000,000	001	68	70 586 00	2020	1
Specialty Crops (F).....		3,500,000	001	68	70 700 00	2020	1
Emerald Ash Borer Mitigation (F).....		800,000	001	68	70 728 00	2020	1
Farmland Protection (F).....		6,000,000	001	68	70 344 00	2020	1
Crop Insurance (F).....		2,000,000	001	68	70 568 00	2020	1
Spotted Lanternfly (F).....		12,000,000	001	68	71 041 00	2020	1
Animal Feed Regulatory Program (F).....		2,000,000	001	68	71 060 00	2020	1
Conservation Partnership Farmland Preservation (F).....		6,500,000	001	68	71 080 00	2020	1
Agricultural Preparedness and Response.....	1,667,000		001	68	11 145 00	2020	1
Agricultural Excellence.....	1,167,000		001	68	10 784 00	2020	1
Agricultural Business and Workforce Investment.....	1,875,000		001	68	11 142 00	2020	1
Farmers' Market Food Coupons.....	2,079,000		001	68	10 525 00	2020	1
Farmers' Market Food Coupons (F).....		3,500,000	001	68	70 341 00	2020	1
Senior Farmers' Market Nutrition (F).....		2,200,000	001	68	70 461 00	2020	1
Agricultural Research.....	911,000		001	68	10 516 00	2020	1
Agricultural Promotion, Education and Exports.....	230,000		001	68	10 508 00	2020	1
Hardwoods Research and Promotion.....	198,000		001	68	10 527 00	2020	1
Livestock and Consumer Health Protection.....	417,000		001	68	11 143 00	2020	3
Animal Health and Diagnostic Commission.....	833,000		001	68	11 144 00	2020	3
Livestock Show.....	90,000		001	68	10 511 00	2020	3
Open Dairy Show.....	90,000		001	68	10 515 00	2020	3
Youth Shows.....	70,000		001	68	11 006 00	2020	3
State Food Purchase.....	19,688,000		001	68	10 510 00	2020	3
Food Marketing and Research.....	206,000		001	68	10 864 00	2020	3
Market Improvement (F).....		250,000	001	68	70 343 00	2020	3
Transfer to Nutrient Management Fund.....	2,583,000		001	68	10 523 00	2020	3

**PART II
GENERAL FUND
Appropriations for 2020-21**

Department/Appropriation	Amount Approved		SAP Account Code				Char. Code
	State	Federal	COPA Fund	Business Area	SAP Fund	Fiscal Year	
Transfer to Conservation District Fund.....	362,000		001	68	10 521 00	2020	3
Transfer to Agricultural College Land Scrip Fund.....	54,960,000		001	68	11 020 00	2020	3
PA Preferred Program Trademark Licensing.....	1,335,000		001	68	11 042 00	2020	3
Department Total	102,816,000	98,410,000					
Community and Economic Development							
General Government Operations.....	8,129,000		001	24	10 313 00	2020	1
ARC - Technical Assistance (F).....		1,000,000	001	24	70 229 00	2020	1
DOE - Weatherization Administration (F).....		6,000,000	001	24	70 216 00	2020	1
SCDBG - Administration (F).....		4,000,000	001	24	70 224 00	2020	1
SCDBG - Neighborhood Stabilization Administration (F).....		800,000	001	24	70 140 00	2020	1
CSBG - Administration (F).....		1,607,000	001	24	70 225 00	2020	1
LIHEABG - Administration (F).....		1,500,000	001	24	70 212 00	2020	1
EMG Solutions Administration (F).....		1,000,000	001	24	70 970 00	2020	1
Economic Adjustment Assistance (F).....		5,000,000	001	24	71 012 00	2020	1
SCDBG - Disaster Recovery Administration (F).....		1,500,000	001	24	70 967 00	2020	1
CoC Planning Grant (F).....		2,000,000	001	24	70 215 00	2020	1
SCDBG/HUD Special Projects (F).....		2,000,000	001	24	70 512 00	2020	1
Federal Grant Initiatives (F).....		4,000,000	001	24	71 070 00	2020	1
Center for Local Government Services.....	1,786,000		001	24	11 052 00	2020	1
Office of Open Records.....	1,398,000		001	24	10 949 00	2020	1
Office of International Business Development.....	2,446,000		001	24	10 302 00	2020	1
SBA State Trade and Export Promotion (STEP) (F).....		1,500,000	001	24	70 448 00	2020	1
Marketing to Attract Tourists.....	7,225,000		001	24	10 294 00	2020	1
Marketing to Attract Business.....	845,000		001	24	10 303 00	2020	1
Base Realignment and Closure.....	234,000		001	24	10 274 00	2020	1
Local Municipal Relief.....	5,924,000		001	24	11 104 00	2020	3
Transfer to Municipalities Financial Recovery Revolving Fund.....	1,875,000		001	24	10 318 00	2020	3
Transfer to Ben Franklin Tech. Development Authority Fund.....	6,042,000		001	24	10 312 00	2020	3
Intergovernmental Cooperation Authority - 3rd Class Cities.....	42,000		001	24	11 141 00	2020	3
Pennsylvania First.....	13,333,000		001	24	11 007 00	2020	3
Municipal Assistance Program.....	228,000		001	24	11 008 00	2020	3
FEMA Technical Assistance (F).....		450,000	001	24	70 214 00	2020	3
Keystone Communities.....	8,781,000		001	24	11 009 00	2020	3
DOE - Weatherization (F).....		26,000,000	001	24	70 222 00	2020	3
LIHEABG - Weatherization Program (F).....		48,000,000	001	24	70 213 00	2020	3
SCDBG - Disaster Recovery Grant (F).....		56,000,000	001	24	70 968 00	2020	3
SCDBG - Neighborhood Stabilization Program (F).....		5,000,000	001	24	70 139 00	2020	3
EMG Solutions Program (F).....		12,000,000	001	24	70 972 00	2020	3

**PART II
GENERAL FUND
Appropriations for 2020-21**

Department/Appropriation	Amount Approved		SAP Account Code				Char. Code
	State	Federal	COPA Fund	Business Area	SAP Fund	Fiscal Year	
ARC Construction - RSBA Program (F).....		6,000,000	001	24	71 102 00	2020	3
Community Services Block Grant (F).....		50,000,000	001	24	70 228 00	2020	3
EDA Power Grant (F).....		3,000,000	001	24	71 081 00	2020	3
SCDBG Program (F).....		6,000,000	001	24	71 095 00	2020	3
State Facility Closure Transition Program.....	2,084,000		001	24	11 169 00	2020	3
Partnerships for Regional Economic Performance.....	4,117,000		001	24	11 010 00	2020	3
Manufacturing PA.....	5,000,000		001	24	11 077 00	2020	3
Strategic Management Planning Program.....	986,000		001	24	10 844 00	2020	3
Tourism - Accredited Zoos.....	333,000		001	24	10 284 00	2020	3
Infrastructure Technology Assistance Program.....	833,000		001	24	10 326 00	2020	3
Super Computer Center.....	208,000		001	24	10 285 00	2020	3
Powdered Metals.....	42,000		001	24	10 290 00	2020	3
Rural Leadership Training.....	42,000		001	24	10 283 00	2020	3
Infrastructure and Facilities Improvement Grants.....	4,167,000		001	24	10 856 00	2020	3
Public Television Technology.....	313,000		001	24	11 078 00	2020	3
Food Access Initiative.....	417,000		001	24	11 127 00	2020	3
Department Total	76,830,000	244,357,000					
Conservation and Natural Resources							
General Government Operations.....	11,060,000		001	38	10 399 00	2020	1
Topographic and Geologic Survey Grants (F).....		500,000	001	38	70 286 00	2020	1
Land and Water Conservation Fund (F).....		14,000,000	001	38	70 287 00	2020	1
Highlands Conservation Program (F).....		7,500,000	001	38	70 736 00	2020	1
Regional Conservation Partnership Program (F).....		1,500,000	001	38	71 103 00	2020	1
Chesapeake Bay Gateway Network (F).....		600,000	001	38	71 096 00	2020	1
U.S. Endowment - Healthy Watershed (F).....		200,000	001	38	71 072 00	2020	1
Cooperative Endangered Species (F).....		40,000	001	38	70 796 00	2020	1
State Parks Operations.....	27,276,000		001	38	10 395 00	2020	1
Port Security Grant Program (F).....		1,200,000	001	38	71 097 00	2020	1
State Forests Operations.....	14,927,000		001	38	10 394 00	2020	1
Forest Fire Protection and Control (F).....		2,500,000	001	38	70 278 00	2020	1
Forestry Incentives and Agriculture Conservation (F).....		50,000	001	38	70 279 00	2020	1
Forest Management and Processing (F).....		4,000,000	001	38	70 281 00	2020	1
Aid to Volunteer Fire Companies (F).....		1,100,000	001	38	70 464 00	2020	1
Natural Resource Conservation Service (F).....		200,000	001	38	71 031 00	2020	1
Forest Insect and Disease Control (F).....		4,000,000	001	38	70 285 00	2020	1
National Fish and Wildlife Foundation (F).....		700,000	001	38	71 071 00	2020	1
Wetland Protection Fund (F).....		300,000	001	38	70 465 00	2020	1
EPA Chesapeake Bay Grant (F).....		1,500,000	001	38	71 104 00	2020	1

**PART II
GENERAL FUND
Appropriations for 2020-21**

Department/Appropriation	Amount Approved		SAP Account Code				
	State	Federal	COPA Fund	Business Area	SAP Fund	Fiscal Year	Char. Code
USDA Good Neighbor Agreement (F).....		500,000	001	38	71 111 00	2020	1
Heritage and Other Parks.....	1,365,000		001	38	10 396 00	2020	3
Parks and Forests Infrastructure Projects.....	375,000		001	38	11 128 00	2020	1
Annual Fixed Charges - Flood Lands.....	70,000		001	38	10 675 00	2020	3
Annual Fixed Charges - Project 70.....	88,000		001	38	10 673 00	2020	3
Annual Fixed Charges - Forest Lands.....	7,812,000		001	38	10 676 00	2020	3
Annual Fixed Charges - Park Lands.....	430,000		001	38	10 674 00	2020	3
Department Total	63,403,000	40,390,000					
Criminal Justice							
General Government Operations.....	18,655,000		001	11	10 014 00	2020	1
Medical Care.....	128,629,000		001	11	10 011 00	2020	2
Correctional Education and Training.....	17,750,000		001	11	10 012 00	2020	2
Correctional Education (F).....		850,000	001	11	70 017 00	2020	2
State Correctional Institutions.....	873,256,000		001	11	10 013 00	2020	2
Reimbursement for Incarcerated Aliens (F).....		4,992,000	001	11	70 013 00	2020	2
Criminal Justice and Mental Health Collaboration (F).....		41,000	001	11	70 713 00	2020	2
Naloxone Reentry Tracking Program (F).....		947,000	001	11	71 098 00	2020	2
State Field Supervision.....	58,584,000		001	11	11 116 00	2020	1
Swift Certain and Fair (F).....		488,000	001	11	71 082 00	2020	1
Smart Supervision (F).....		720,000	001	11	71 083 00	2020	1
Pennsylvania Parole Board.....	5,043,000		001	11	11 117 00	2020	1
Sexual Offenders Assessment Board.....	2,788,000		001	11	11 119 00	2020	1
Department Total	1,104,705,000	8,038,000					
Drug and Alcohol Programs							
General Government Operations.....	1,107,000		001	74	11 028 00	2020	1
SABG - Administration and Operation (F).....		9,657,000	001	74	70 961 00	2020	1
Substance Abuse Special Projects - Admin & Operation (F).....		4,821,000	001	74	70 962 00	2020	1
State Opioid Response Administration (F).....		6,997,000	001	74	71 099 00	2020	1
Assistance to Drug and Alcohol Programs.....	18,638,000		001	74	11 029 00	2020	3
SABG - Drug and Alcohol Services (F).....		81,956,000	001	74	70 963 00	2020	3
Substance Abuse Special Projects Grants (F).....		28,331,000	001	74	70 964 00	2020	3
State Opioid Response (F).....		182,669,000	001	74	71 084 00	2020	3
Department Total	19,745,000	314,431,000					

**PART II
GENERAL FUND
Appropriations for 2020-21**

Department/Appropriation	Amount Approved		SAP Account Code				Char. Code
	State	Federal	COPA Fund	Business Area	SAP Fund	Fiscal Year	
Education							
General Government Operations.....	10,710,000		001	16	10 141 00	2020	1
Adult Basic Education - Administration (F).....		1,500,000	001	16	70 070 00	2020	1
Education of Exceptional Children (F).....		12,000,000	001	16	70 077 00	2020	1
Special Education - State Personnel Development (F).....		2,500,000	001	16	70 054 00	2020	1
ESEA - Title I - Administration (F).....		12,333,000	001	16	70 078 00	2020	1
State Approving Agency (VA) (F).....		1,800,000	001	16	70 085 00	2020	1
Food and Nutrition Service (F).....		21,000,000	001	16	70 061 00	2020	1
Migrant Education - Administration (F).....		700,000	001	16	70 079 00	2020	1
Vocational Education - Administration (F).....		3,910,000	001	16	70 083 00	2020	1
Improving Teacher Quality - Title II - Administration/State (F).....		7,400,000	001	16	70 057 00	2020	1
Homeless Assistance (F).....		4,870,000	001	16	70 080 00	2020	1
Preschool Grant (F).....		960,000	001	16	70 081 00	2020	1
School Health Education Programs (F).....		100,000	001	16	70 090 00	2020	1
Preschool Development Grants (F).....		30,000,000	001	16	71 032 00	2020	1
Medical Assistance - Nurses' Aide Training (F).....		670,000	001	16	70 067 00	2020	1
State and Community Highway Safety (F).....		1,500,000	001	16	70 624 00	2020	1
Title IV - 21st Century Community Learning Centers - Admin. (F).....		4,000,000	001	16	70 471 00	2020	1
National Assessment of Educational Progress (NAEP) (F).....		148,000	001	16	70 558 00	2020	1
Migrant Education Coordination Program (F).....		130,000	001	16	70 693 00	2020	1
School Improvement Grants (F).....		20,000,000	001	16	70 715 00	2020	1
Student Support and Academic Enrichment-Administration (F).....		2,200,000	001	16	71 105 00	2020	1
Troops to Teachers (F).....		400,000	001	16	71 106 00	2020	1
Pennsylvania Project AWARE (F).....		1,800,000	001	16	71 014 00	2020	1
Education Innovation and Research Program (F).....		4,000,000	001	16	71 108 00	2020	1
Emergency Impact Aid Program (F).....		2,000,000	001	16	71 109 00	2020	1
Assistance for Homeless Children and Youth (F).....		21,000	001	16	71 110 00	2020	1
Recovery Schools.....	104,000		001	16	11 206 00	2020	1
Information and Technology Improvement.....	1,558,000		001	16	10 149 00	2020	1
Statewide Longitudinal Data Systems (F).....		5,110,000	001	16	71 033 00	2020	1
PA Assessment.....	18,330,000		001	16	10 094 00	2020	1
Title VI - Part A State Assessments (F).....		15,000,000	001	16	70 514 00	2020	1
State Library.....	950,000		001	16	10 142 00	2020	1
LSTA - Library Development (F).....		8,500,000	001	16	70 059 00	2020	1
Youth Development Centers - Education.....	3,452,000		001	16	10 093 00	2020	2
Basic Education Funding.....	6,742,838,000		001	16	10 090 00	2020	3
Ready to Learn Block Grant.....	268,000,000		001	16	11 067 00	2020	3
Pre-K Counts.....	217,284,000		001	16	10 924 00	2020	3
Head Start Supplemental Assistance.....	64,178,000		001	16	10 838 00	2020	3
Mobile Science and Math Education Programs.....	1,964,000		001	16	10 135 00	2020	3

**PART II
GENERAL FUND
Appropriations for 2020-21**

Department/Appropriation	Amount Approved		SAP Account Code				Char. Code
	State	Federal	COPA Fund	Business Area	SAP Fund	Fiscal Year	
Teacher Professional Development.....	2,212,000		001	16	10 121 00	2020	3
Adult and Family Literacy.....	5,198,000		001	16	10 138 00	2020	3
Adult Basic Education - Local (F).....		22,000,000	001	16	70 093 00	2020	3
Career and Technical Education.....	99,000,000		001	16	10 146 00	2020	3
Vocational Education Act - Local (F).....		49,000,000	001	16	70 086 00	2020	3
Career and Technical Education Equipment Grants.....	5,550,000		001	16	10 126 00	2020	3
Authority Rentals and Sinking Fund Requirements.....	10,500,000		001	16	10 106 00	2020	3
Pupil Transportation.....	612,000,000		001	16	10 107 00	2020	3
Nonpublic and Charter School Pupil Transportation.....	79,442,000		001	16	10 125 00	2020	3
Special Education.....	1,186,815,000		001	16	10 109 00	2020	3
Individuals with Disabilities Education - Local (F).....		470,000,000	001	16	70 088 00	2020	3
Early Intervention.....	135,625,000		001	16	10 123 00	2020	3
Individuals with Disabilities Education (F).....		16,000,000	001	16	70 714 00	2020	3
Tuition for Orphans and Children Placed in Private Homes.....	20,000,000		001	16	10 114 00	2020	3
Payments in Lieu of Taxes.....	168,000		001	16	10 115 00	2020	3
Education of Migrant Laborers' Children.....	355,000		001	16	10 116 00	2020	3
PA Chartered Schools for the Deaf and Blind.....	29,180,000		001	16	10 097 00	2020	3
Special Education - Approved Private Schools.....	77,872,000		001	16	10 110 00	2020	3
School Food Services.....	30,000,000		001	16	10 087 00	2020	3
Food and Nutrition - Local (F).....		795,869,000	001	16	70 071 00	2020	3
School Employees' Social Security.....	64,568,000		001	16	10 136 00	2020	3
School Employees' Retirement.....	2,702,000,000		001	16	10 133 00	2020	3
ESEA - Title I - Local (F).....		850,000,000	001	16	70 075 00	2020	3
Improving Teacher Quality - Title II - Local (F).....		105,000,000	001	16	70 087 00	2020	3
Title IV 21st Century Community Learning Centers - Local (F).....		90,000,000	001	16	70 516 00	2020	3
Title III - Language Instruction for LEP & Immigrant Student (F).....		24,000,000	001	16	70 517 00	2020	3
Title VI - Rural & Low Income School - Local (F).....		1,830,000	001	16	70 518 00	2020	3
Student Support and Academic Enrichment - Local (F).....		60,000,000	001	16	71 107 00	2020	3
Services to Nonpublic Schools.....	87,939,000		001	16	10 103 00	2020	3
Textbooks, Materials and Equipment for Nonpublic Schools.....	26,751,000		001	16	10 104 00	2020	3
Public Library Subsidy.....	24,779,000		001	16	10 086 00	2020	3
Library Services for the Visually Impaired and Disabled.....	1,070,000		001	16	10 085 00	2020	3
Library Access.....	1,280,000		001	16	10 139 00	2020	3
Job Training and Education Programs.....	15,800,000		001	16	10 148 00	2020	3
Safe School Initiative.....	11,000,000		001	16	11 011 00	2020	3
Trauma-Informed Education.....	313,000		001	16	11 207 00	2020	3
Community Colleges.....	243,855,000		001	16	10 089 00	2020	3
Transfer to Community College Capital Fund.....	48,869,000		001	16	10 832 00	2020	3
Regional Community Colleges Services.....	2,136,000		001	16	10 134 00	2020	3
Northern PA Regional College.....	7,000,000		001	16	11 208 00	2020	3

**PART II
GENERAL FUND
Appropriations for 2020-21**

Department/Appropriation	Amount Approved		SAP Account Code				
	State	Federal	COPA Fund	Business Area	SAP Fund	Fiscal Year	Char. Code
Community Education Councils.....	2,393,000		001	16	10 098 00	2020	3
Sexual Assault Prevention.....	1,000,000		001	16	10 829 00	2020	3
Department Total	12,864,038,000	2,648,251,000					
State System of Higher Education							
State Universities.....	477,470,000		001	90	10 634 00	2020	3
Thaddeus Stevens College of Technology							
Thaddeus Stevens College of Technology.....	18,701,000		001	64	10 876 00	2020	3
Higher Education Assistance Agency							
Grants to Students.....	310,733,000		001	39	10 400 00	2020	3
Pennsylvania Internship Program Grants.....	450,000		001	39	10 833 00	2020	3
Ready to Succeed Scholarships.....	5,550,000		001	39	11 071 00	2020	3
Matching Payments for Student Aid.....	13,121,000		001	39	10 401 00	2020	3
Institutional Assistance Grants.....	26,521,000		001	39	10 405 00	2020	3
Higher Education for the Disadvantaged.....	2,358,000		001	39	11 017 00	2020	3
Higher Education of Blind or Deaf Students.....	49,000		001	39	11 018 00	2020	3
Bond-Hill Scholarships.....	800,000		001	39	10 402 00	2020	3
Cheyney Keystone Academy.....	3,500,000		001	39	10 408 00	2020	3
Targeted Industry Cluster Scholarship Program.....	6,300,000		001	39	11 146 00	2020	3
Department Total	369,382,000	0					
Environmental Protection							
General Government Operations.....	6,366,000		001	35	10 390 00	2020	1
Environmental Program Management.....	13,589,000		001	35	10 382 00	2020	1
Coastal Zone Management (F).....		4,700,000	001	35	70 242 00	2020	1
Construction Management Assistance Grants - Administration (F).....		1,400,000	001	35	70 268 00	2020	1
Storm Water Permitting Initiative (F).....		2,300,000	001	35	70 264 00	2020	1
Safe Drinking Water Act - Management (F).....		5,500,000	001	35	70 271 00	2020	1
Water Pollution Control Grants - Management (F).....		5,500,000	001	35	70 272 00	2020	1
Air Pollution Control Grants - Management (F).....		3,200,000	001	35	70 273 00	2020	1
Surface Mine Conservation - Management (F).....		6,500,000	001	35	70 243 00	2020	1
Wetland Protection Fund (F).....		840,000	001	35	70 255 00	2020	1
Diagnostic X-Ray Equipment Testing (F).....		550,000	001	35	70 247 00	2020	1
Water Quality Outreach Operator Training (F).....		200,000	001	35	70 249 00	2020	1
Water Quality Management Planning Grants (F).....		1,150,000	001	35	70 267 00	2020	1
Small Operators Assistance (F).....		300,000	001	35	70 270 00	2020	1

**PART II
GENERAL FUND
Appropriations for 2020-21**

Department/Appropriation	Amount Approved		SAP Account Code				Char. Code
	State	Federal	COPA Fund	Business Area	SAP Fund	Fiscal Year	
Wellhead Protection Fund (F).....		250,000	001	35	70 256 00	2020	1
Indoor Radon Abatement (F).....		700,000	001	35	70 252 00	2020	1
Non-Point Source Implementation (F).....		14,800,000	001	35	70 260 00	2020	1
Hydroelectric Power Conservation Fund (F).....		51,000	001	35	70 254 00	2020	1
Survey Studies (F).....		6,000,000	001	35	70 251 00	2020	1
National Dam Safety (F).....		1,500,000	001	35	70 257 00	2020	1
Training Reimbursement for Small Systems (F).....		3,500,000	001	35	70 523 00	2020	1
State Energy Program (F).....		15,000,000	001	35	70 244 00	2020	1
Pollution Prevention (F).....		800,000	001	35	70 269 00	2020	1
Energy & Environmental Opportunities (F).....		1,200,000	001	35	70 265 00	2020	1
Surface Mine Conservation (F).....		680,000	001	35	70 245 00	2020	1
Multipurpose Grants to States and Tribes (F).....		600,000	001	35	71 062 00	2020	1
Chesapeake Bay Agricultural Source Abatement.....	1,239,000		001	35	10 385 00	2020	1
Chesapeake Bay Pollution Abatement (F).....		15,000,000	001	35	70 258 00	2020	1
Environmental Protection Operations.....	39,987,000		001	35	10 381 00	2020	1
EPA Planning Grant - Administration (F).....		8,400,000	001	35	70 253 00	2020	1
Water Pollution Control Grants (F).....		8,900,000	001	35	70 261 00	2020	1
Air Pollution Control Grants (F).....		5,500,000	001	35	70 262 00	2020	1
Surface Mine Control and Reclamation (F).....		12,344,000	001	35	70 250 00	2020	1
Training & Education of Underground Coal Miners (F).....		1,700,000	001	35	70 246 00	2020	1
Construction Management Assistance Grants (F).....		350,000	001	35	70 266 00	2020	1
Safe Drinking Water (F).....		5,700,000	001	35	70 259 00	2020	1
Oil Pollution Spills Removal (F).....		1,000,000	001	35	70 274 00	2020	1
Black Fly Control and Research.....	1,399,000		001	35	10 386 00	2020	1
West Nile Virus and Zika Virus Control.....	2,241,000		001	35	10 389 00	2020	1
Delaware River Master.....	16,000		001	35	10 368 00	2020	3
Susquehanna River Basin Commission.....	86,000		001	35	10 376 00	2020	3
Interstate Commission on the Potomac River.....	10,000		001	35	10 375 00	2020	3
Delaware River Basin Commission.....	90,000		001	35	10 377 00	2020	3
Ohio River Valley Water Sanitation Commission.....	28,000		001	35	10 374 00	2020	3
Chesapeake Bay Commission.....	125,000		001	35	10 671 00	2020	3
Transfer to Conservation District Fund.....	1,044,000		001	35	10 372 00	2020	3
Interstate Mining Commission.....	6,000		001	35	10 378 00	2020	3
Department Total	66,226,000	136,115,000					
General Services							
General Government Operations.....	22,797,000		001	15	10 074 00	2020	1
Capitol Police Operations.....	5,414,000		001	15	10 067 00	2020	1
Rental, Relocation and Municipal Charges.....	11,351,000		001	15	10 070 00	2020	1

**PART II
GENERAL FUND
Appropriations for 2020-21**

Department/Appropriation	Amount Approved		SAP Account Code				Char. Code
	State	Federal	COPA Fund	Business Area	SAP Fund	Fiscal Year	
Utility Costs.....	9,478,000		001	15	10 075 00	2020	1
Excess Insurance Coverage.....	3,872,000		001	15	10 073 00	2020	1
Capitol Fire Protection.....	2,083,000		001	15	10 072 00	2020	1
Department Total	54,995,000	0					
Health							
General Government Operations.....	10,951,000		001	67	10 497 00	2020	1
WIC Administration and Operation (F).....		42,959,000	001	67	70 319 00	2020	1
Health Assessment (F).....		613,000	001	67	70 296 00	2020	1
PHHSBG - Administration and Operation (F).....		4,524,000	001	67	70 318 00	2020	1
MCHSBG - Administration and Operation (F).....		16,596,000	001	67	70 317 00	2020	1
Adult Blood Lead Epidemiology (F).....		167,000	001	67	70 340 00	2020	1
EMS for Children (F).....		304,000	001	67	70 329 00	2020	1
TB - Administration and Operation (F).....		1,270,000	001	67	70 298 00	2020	1
Lead - Administration and Operation (F).....		990,000	001	67	70 314 00	2020	1
AIDS Health Education - Administration and Operation (F).....		8,511,000	001	67	70 316 00	2020	1
Primary Care Cooperative Agreements (F).....		463,000	001	67	70 297 00	2020	1
HIV / AIDS Surveillance (F).....		444,000	001	67	70 331 00	2020	1
HIV Care - Administration and Operation (F).....		4,136,000	001	67	70 323 00	2020	1
Cancer Prevention and Control (F).....		7,921,000	001	67	70 529 00	2020	1
Special Preparedness Initiatives (F).....		500,000	001	67	71 005 00	2020	1
State Loan Repayment Program (F).....		1,415,000	001	67	71 085 00	2020	1
Environmental Public Health Tracking (F).....		190,000	001	67	70 528 00	2020	1
Diabetes Programs.....	83,000		001	67	10 657 00	2020	3
Quality Assurance.....	9,797,000		001	67	10 467 00	2020	1
Medicare - Health Service Agency Certification (F).....		14,100,000	001	67	70 310 00	2020	1
Medicaid Certification (F).....		11,300,000	001	67	70 315 00	2020	1
Health Innovation.....	256,000		001	67	11 012 00	2020	1
Rural Health (F).....		8,943,000	001	67	71 064 00	2020	1
Vital Statistics.....	42,000		001	67	10 469 00	2020	1
Cooperative Health Statistics (F).....		2,182,000	001	67	70 313 00	2020	1
Health Statistics (F).....		103,000	001	67	70 301 00	2020	1
Behavioral Risk Factor Surveillance System (F).....		565,000	001	67	70 952 00	2020	1
State Laboratory.....	1,813,000		001	67	10 470 00	2020	1
Clinical Laboratory Improvement (F).....		674,000	001	67	70 295 00	2020	1
Epidemiology and Laboratory Surveillance and Response (F).....		6,327,000	001	67	70 307 00	2020	1
Food Emergency Response (F).....		305,000	001	67	70 774 00	2020	1
State Health Care Centers.....	9,377,000		001	67	10 471 00	2020	1
Disease Control Immunization Program (F).....		14,269,000	001	67	70 304 00	2020	1

**PART II
GENERAL FUND
Appropriations for 2020-21**

Department/Appropriation	Amount Approved		SAP Account Code				Char. Code
	State	Federal	COPA Fund	Business Area	SAP Fund	Fiscal Year	
PHHSBG - Block Program Services (F).....		7,108,000	001	67	70 300 00	2020	1
Preventive Health Special Projects (F).....		2,788,000	001	67	70 339 00	2020	1
Collaborative Chronic Disease Programs (F).....		5,591,000	001	67	70 953 00	2020	1
Sexual Violence Prevention and Education (F).....		1,673,000	001	67	70 685 00	2020	1
Live Healthy (F).....		4,703,000	001	67	71 036 00	2020	1
Sexually Transmitted Disease Screening and Treatment.....	732,000		001	67	10 658 00	2020	1
Survey and Follow-Up - Sexually Transmitted Diseases (F).....		3,195,000	001	67	70 305 00	2020	1
Achieving Better Care - MAP Program.....	1,137,000		001	67	11 080 00	2020	1
Prescription Drug Monitoring (F).....		18,124,000	001	67	71 037 00	2020	1
Primary Health Care Practitioner.....	1,896,000		001	67	10 477 00	2020	3
Community-Based Health Care Subsidy.....	833,000		001	67	11 055 00	2020	3
Newborn Screening.....	2,955,000		001	67	10 502 00	2020	3
Cancer Screening Services.....	1,068,000		001	67	11 014 00	2020	3
AIDS Programs and Special Pharmaceutical Services.....	4,348,000		001	67	11 068 00	2020	3
AIDS Health Education Program (F).....		2,613,000	001	67	71 015 00	2020	3
AIDS Ryan White and HIV Care (F).....		61,864,000	001	67	71 016 00	2020	3
Housing for Persons with AIDS (F).....		4,079,000	001	67	71 017 00	2020	3
Regional Cancer Institutes.....	500,000		001	67	10 493 00	2020	3
School District Health Services.....	14,425,000		001	67	10 654 00	2020	3
Local Health Departments.....	25,421,000		001	67	10 652 00	2020	3
Local Health - Environmental.....	995,000		001	67	10 465 00	2020	3
Maternal and Child Health Services.....	569,000		001	67	10 651 00	2020	3
MCH Lead Poisoning Prevention and Abatement (F).....		2,375,000	001	67	70 293 00	2020	3
MCHSBG - Program Services (F).....		20,500,000	001	67	70 320 00	2020	3
Women, Infants and Children (WIC) (F).....		278,219,000	001	67	70 306 00	2020	3
Abstinence Education (F).....		4,609,000	001	67	70 335 00	2020	3
Traumatic Brain Injury (F).....		465,000	001	67	70 334 00	2020	3
Family Health Special Projects (F).....		4,557,000	001	67	70 324 00	2020	3
Screening Newborns (F).....		1,669,000	001	67	70 336 00	2020	3
Newborn Hearing Screening and Intervention (F).....		527,000	001	67	70 338 00	2020	3
Teenage Pregnancy Prevention (F).....		5,383,000	001	67	70 776 00	2020	3
Tuberculosis Screening and Treatment.....	380,000		001	67	10 461 00	2020	3
Tuberculosis Control Program (F).....		326,000	001	67	70 294 00	2020	3
Renal Dialysis.....	2,625,000		001	67	10 655 00	2020	3
Services for Children with Special Needs.....	720,000		001	67	10 479 00	2020	3
Adult Cystic Fibrosis & Other Chronic Respiratory Illnesses.....	313,000		001	67	10 463 00	2020	3
Cooley's Anemia.....	42,000		001	67	10 466 00	2020	3
Hemophilia.....	400,000		001	67	10 464 00	2020	3
Lupus.....	42,000		001	67	10 474 00	2020	3
Sickle Cell.....	525,000		001	67	10 462 00	2020	3

**PART II
GENERAL FUND
Appropriations for 2020-21**

Department/Appropriation	Amount Approved		SAP Account Code				Char. Code
	State	Federal	COPA Fund	Business Area	SAP Fund	Fiscal Year	
Lyme Disease.....	1,250,000		001	67	11 129 00	2020	3
Regional Poison Control Centers.....	292,000		001	67	10 475 00	2020	3
Trauma Prevention.....	192,000		001	67	10 473 00	2020	3
Epilepsy Support Services.....	229,000		001	67	10 491 00	2020	3
Bio-Technology Research.....	3,208,000		001	67	10 495 00	2020	3
Tourette's Syndrome.....	63,000		001	67	10 472 00	2020	3
Amyotrophic Lateral Sclerosis Support Services.....	354,000		001	67	11 043 00	2020	3
Leukemia/Lymphoma.....	83,000		001	67	11 130 00	2020	3
Department Total	97,916,000	580,139,000					
Human Services							
General Government Operations.....	44,952,000		001	21	10 263 00	2020	1
Medical Assistance - Administration (F).....		33,509,000	001	21	70 120 00	2020	1
SNAP - Administration (F).....		6,582,000	001	21	70 133 00	2020	1
SSBG - Administration (F).....		358,000	001	21	70 122 00	2020	1
TANFBG - Administration (F).....		15,208,000	001	21	70 193 00	2020	1
CCDFBG - Administration (F).....		31,201,000	001	21	70 174 00	2020	1
Child Welfare - Title IV-E - Administration (F).....		7,492,000	001	21	70 123 00	2020	1
Child Welfare Services - Administration (F).....		867,000	001	21	70 119 00	2020	1
Community-Based Family Resource and Support - Administration (F).....		689,000	001	21	70 205 00	2020	1
Developmental Disabilities - Basic Support (F).....		4,157,000	001	21	70 146 00	2020	1
Disabled Education - Administration (F).....		90,000	001	21	70 144 00	2020	1
Early Head Start Expansion Program (F).....		14,950,000	001	21	70 975 00	2020	1
MCH - Administration (F).....		207,000	001	21	70 955 00	2020	1
MHSSBG - Administration (F).....		979,000	001	21	70 147 00	2020	1
Refugees and Persons Seeking Asylum - Administration (F).....		1,942,000	001	21	70 142 00	2020	1
Information Systems.....	35,919,000		001	21	10 257 00	2020	1
Medical Assistance - Information Systems (F).....		100,307,000	001	21	70 132 00	2020	1
SNAP - Information Systems (F).....		28,114,000	001	21	70 136 00	2020	1
TANFBG - Information Systems (F).....		11,189,000	001	21	70 194 00	2020	1
Child Welfare - Title IV-E - Information Systems (F).....		8,510,000	001	21	70 166 00	2020	1
Child Support Enforcement - Information Systems (F).....		9,639,000	001	21	70 163 00	2020	1
CHIP - Information Systems (F).....		14,868,000	001	21	71 074 00	2020	1
County Administration - Statewide.....	19,505,000		001	21	10 233 00	2020	1
Medical Assistance - Statewide (F).....		65,058,000	001	21	70 182 00	2020	1
SNAP - Statewide (F).....		38,484,000	001	21	70 183 00	2020	1
TANFBG - Statewide (F).....		1,072,000	001	21	70 179 00	2020	1
ARRA - Health Information Technology (F).....		12,385,000	001	21	77 917 00	2020	1
County Assistance Offices.....	106,396,000		001	21	10 264 00	2020	1

**PART II
GENERAL FUND
Appropriations for 2020-21**

Department/Appropriation	Amount Approved		SAP Account Code				Char. Code
	State	Federal	COPA Fund	Business Area	SAP Fund	Fiscal Year	
Medical Assistance - County Assistance Offices (F).....		202,042,000	001	21	70 150 00	2020	1
TANFBG - County Assistance Offices (F).....		51,037,000	001	21	70 149 00	2020	1
SNAP - County Assistance Offices (F).....		128,490,000	001	21	70 164 00	2020	1
SSBG - County Assistance Offices (F).....		3,000,000	001	21	70 131 00	2020	1
LIHEABG - Administration (F).....		27,000,000	001	21	70 148 00	2020	1
Children's Health Insurance Administration.....	463,000		001	21	11 096 00	2020	1
Children's Health Insurance Administration (F).....		4,955,000	001	21	71 056 00	2020	1
Child Support Enforcement.....	6,791,000		001	21	10 238 00	2020	1
Child Support Enforcement - Title IV - D (F).....		159,007,000	001	21	70 151 00	2020	1
New Directions.....	6,534,000		001	21	10 244 00	2020	1
TANFBG - New Directions (F).....		126,197,000	001	21	70 121 00	2020	1
Medical Assistance - New Directions (F).....		8,161,000	001	21	70 206 00	2020	1
SNAP - New Directions (F).....		15,381,000	001	21	70 130 00	2020	1
Youth Development Institutions and Forestry Camps.....	26,541,000		001	21	10 261 00	2020	2
SSBG - Basic Institutional Programs (F).....		10,000,000	001	21	70 160 00	2020	2
Food Nutrition Services (F).....		650,000	001	21	70 172 00	2020	2
Mental Health Services.....	334,654,000		001	21	10 248 00	2020	2
Medical Assistance - Mental Health (F).....		178,590,000	001	21	70 127 00	2020	2
Medicare Services - State Mental Hospitals (F).....		17,900,000	001	21	70 145 00	2020	2
Homeless Mentally Ill (F).....		2,496,000	001	21	70 154 00	2020	2
MHSBG - Community Mental Health Services (F).....		32,000,000	001	21	70 167 00	2020	2
SSBG - Community Mental Health Services (F).....		10,366,000	001	21	70 135 00	2020	2
Suicide Prevention (F).....		1,896,000	001	21	70 651 00	2020	2
Mental Health Data Infrastructure (F).....		145,000	001	21	70 522 00	2020	2
Promoting Integration of Health Care (F).....		3,500,000	001	21	71 076 00	2020	2
System of Care Expansion (F).....		7,000,000	001	21	70 976 00	2020	2
Youth Suicide Prevention (F).....		736,000	001	21	71 022 00	2020	2
Transition Age Youth (F).....		1,500,000	001	21	71 024 00	2020	2
Early Childhood Mental Health (F).....		500,000	001	21	71 086 00	2020	2
Treatment for Individuals Experiencing Homelessness (F).....		1,000,000	001	21	71 087 00	2020	2
Adolescents and Young Adults at High Risk for Psychosis (F).....		400,000	001	21	71 088 00	2020	2
Intellectual Disabilities - State Centers.....	48,186,000		001	21	10 249 00	2020	2
Medical Assistance - State Centers (F).....		149,795,000	001	21	70 409 00	2020	2
Medicare Services - State Centers (F).....		507,000	001	21	70 134 00	2020	2
Cash Grants.....	7,620,000		001	21	10 265 00	2020	3
TANFBG - Cash Grants (F).....		207,093,000	001	21	70 195 00	2020	3
Other Federal Support - Cash Grants (F).....		6,428,000	001	21	70 128 00	2020	3
LIHEABG - Low-Income Families and Individuals (F).....		188,563,000	001	21	70 168 00	2020	3
Refugees and Persons Seeking Asylum - Social Services (F).....		14,758,000	001	21	70 958 00	2020	3
Supplemental Grants - Aged, Blind and Disabled.....	51,190,000		001	21	10 252 00	2020	3

**PART II
GENERAL FUND
Appropriations for 2020-21**

Department/Appropriation	Amount Approved		SAP Account Code				Char. Code
	State	Federal	COPA Fund	Business Area	SAP Fund	Fiscal Year	
Medical Assistance - Capitation.....	2,661,083,000		001	21	10 226 00	2020	3
Medical Assistance - Capitation (F).....		10,773,118,000	001	21	70 186 00	2020	3
Medical Assistance - Fee-for-Service.....	152,166,000		001	21	11 076 00	2020	3
Medical Assistance - Fee-for-Service (F).....		1,487,697,000	001	21	71 030 00	2020	3
ARRA - MA - Health Information Technology (F).....		45,000,000	001	21	77 933 00	2020	3
Payment to Federal Government - Medicare Drug Program.....	338,854,000		001	21	10 763 00	2020	3
Medical Assistance - Workers with Disabilities.....	34,086,000		001	21	10 996 00	2020	3
Medical Assistance - Workers with Disabilities (F).....		94,436,000	001	21	70 798 00	2020	3
Medical Assistance - Physician Practice Plans.....	4,196,000		001	21	10 952 00	2020	3
Medical Assistance - Physician Practice Plans (F).....		7,180,000	001	21	70 750 00	2020	3
Medical Assistance - Hospital-Based Burn Centers.....	1,849,000		001	21	10 789 00	2020	3
Medical Assistance - Hospital-Based Burn Centers (F).....		4,846,000	001	21	70 730 00	2020	3
Medical Assistance - Critical Access Hospitals.....	4,880,000		001	21	10 958 00	2020	3
Medical Assistance - Critical Access Hospitals (F).....		16,293,000	001	21	70 748 00	2020	3
Medical Assistance - Obstetric and Neonatal Services.....	1,534,000		001	21	10 946 00	2020	3
Medical Assistance - Obstetric and Neonatal Services (F).....		7,296,000	001	21	70 729 00	2020	3
Medical Assistance - Trauma Centers.....	3,607,000		001	21	10 830 00	2020	3
Medical Assistance - Trauma Centers (F).....		9,453,000	001	21	70 578 00	2020	3
Medical Assistance - Academic Medical Centers.....	10,284,000		001	21	10 709 00	2020	3
Medical Assistance - Academic Medical Centers (F).....		19,036,000	001	21	70 649 00	2020	3
Medical Assistance - Transportation.....	26,637,000		001	21	10 232 00	2020	3
Medical Assistance - Transportation (F).....		83,514,000	001	21	70 185 00	2020	3
Expanded Medical Services for Women.....	2,610,000		001	21	10 254 00	2020	3
TANFBG - Alternatives to Abortion (F).....		1,000,000	001	21	70 527 00	2020	3
Children's Health Insurance Program.....	41,564,000		001	21	11 095 00	2020	3
Children's Health Insurance Program (F).....		352,142,000	001	21	71 055 00	2020	3
Medical Assistance - Long-Term Living.....	62,446,000		001	21	10 267 00	2020	3
Medical Assistance - Long-Term Living (F).....		107,890,000	001	21	70 161 00	2020	3
Medical Assistance - Community HealthChoices.....	1,375,944,000		001	21	11 133 00	2020	3
Medical Assistance - Community HealthChoices (F).....		5,112,710,000	001	21	71 089 00	2020	3
Long-Term Care Managed Care.....	71,383,000		001	21	11 025 00	2020	3
Medical Assistance - Long-Term Care Managed Care (F).....		187,182,000	001	21	70 960 00	2020	3
Intellectual Disabilities - Community Base Program.....	60,793,000		001	21	10 255 00	2020	3
Medical Assistance - Community ID Services (F).....		59,723,000	001	21	70 175 00	2020	3
SSBG - Community ID Services (F).....		7,451,000	001	21	70 177 00	2020	3
Intellectual Disabilities - Intermediate Care Facilities.....	66,598,000		001	21	10 251 00	2020	3
Medical Assistance - ID/ICF (F).....		194,752,000	001	21	70 129 00	2020	3
Intellectual Disabilities - Community Waiver Program.....	784,163,000		001	21	10 975 00	2020	3
Medical Assistance - Community ID Waiver Program (F).....		1,984,147,000	001	21	70 600 00	2020	3
Intellectual Disabilities - Lansdowne Residential Services.....	83,000		001	21	10 236 00	2020	3

**PART II
GENERAL FUND
Appropriations for 2020-21**

Department/Appropriation	Amount Approved		SAP Account Code				Char. Code
	State	Federal	COPA Fund	Business Area	SAP Fund	Fiscal Year	
Autism Intervention and Services.....	12,435,000		001	21	10 741 00	2020	3
Medical Assistance - Autism Intervention Services (F).....		27,438,000	001	21	70 711 00	2020	3
Behavioral Health Services.....	23,812,000		001	21	10 262 00	2020	3
Access to Medication-Assisted Treatment (F).....		1,500,000	001	21	71 066 00	2020	3
Special Pharmaceutical Services.....	313,000		001	21	10 227 00	2020	3
County Child Welfare.....	1,101,907,000		001	21	10 266 00	2020	3
Child Welfare Services (F).....		34,719,000	001	21	70 155 00	2020	3
Child Welfare - Title IV-E (F).....		440,805,000	001	21	70 157 00	2020	3
Medical Assistance - Child Welfare (F).....		1,824,000	001	21	70 169 00	2020	3
TANFBG - Child Welfare (F).....		58,508,000	001	21	70 197 00	2020	3
SSBG - Child Welfare (F).....		12,021,000	001	21	70 159 00	2020	3
Child Welfare Training and Certification (F).....		18,665,000	001	21	70 171 00	2020	3
Community-Based Family Resource and Support (F).....		143,000	001	21	70 204 00	2020	3
Child Abuse Prevention and Treatment (F).....		4,608,000	001	21	70 707 00	2020	3
Title IV-B - Caseworker Visits (F).....		1,365,000	001	21	70 718 00	2020	3
Children's Justice Act (F).....		1,150,000	001	21	70 977 00	2020	3
Community-Based Family Centers.....	7,733,000		001	21	10 256 00	2020	3
Family Preservation - Family Centers (F).....		2,691,000	001	21	70 191 00	2020	3
Family Resource and Support - Family Centers (F).....		480,000	001	21	70 118 00	2020	3
Title IV-B - Family Centers (F).....		5,871,000	001	21	70 661 00	2020	3
MCH - Early Childhood Home Visiting (F).....		16,300,000	001	21	70 791 00	2020	3
Child Care Services.....	65,201,000		001	21	10 253 00	2020	3
CCDFBG - Child Care Services (F).....		431,136,000	001	21	70 199 00	2020	3
CCDFBG - School Age (F).....		1,260,000	001	21	70 137 00	2020	3
SSBG - Child Care Services (F).....		30,977,000	001	21	70 158 00	2020	3
Head Start Collaboration Project (F).....		225,000	001	21	70 192 00	2020	3
Child Care Assistance.....	45,785,000		001	21	10 912 00	2020	3
TANFBG - Child Care Assistance (F).....		230,306,000	001	21	70 719 00	2020	3
CCDFBG - Child Care Assistance (F).....		38,710,000	001	21	70 720 00	2020	3
SNAP - Child Care Assistance (F).....		2,194,000	001	21	70 721 00	2020	3
Nurse Family Partnership.....	5,491,000		001	21	10 760 00	2020	3
Medical Assistance - Nurse Family Partnership (F).....		2,544,000	001	21	70 669 00	2020	3
Early Intervention.....	78,870,000		001	21	10 235 00	2020	3
Medical Assistance - Early Intervention (F).....		76,978,000	001	21	70 184 00	2020	3
Education for Children with Disabilities-Early Intervention (F).....		15,026,000	001	21	70 170 00	2020	3
Domestic Violence.....	7,955,000		001	21	10 229 00	2020	3
Family Violence Prevention Services (F).....		3,739,000	001	21	70 189 00	2020	3
SSBG - Domestic Violence Programs (F).....		5,705,000	001	21	70 124 00	2020	3
Rape Crisis.....	4,550,000		001	21	10 250 00	2020	3
SSBG - Rape Crisis (F).....		1,721,000	001	21	70 176 00	2020	3

**PART II
GENERAL FUND
Appropriations for 2020-21**

Department/Appropriation	Amount Approved		SAP Account Code				Char. Code
	State	Federal	COPA Fund	Business Area	SAP Fund	Fiscal Year	
Breast Cancer Screening.....	718,000		001	21	10 245 00	2020	3
SSBG - Family Planning (F).....		2,000,000	001	21	70 165 00	2020	3
Human Services Development Fund.....	5,608,000		001	21	10 230 00	2020	3
Legal Services.....	1,109,000		001	21	10 247 00	2020	3
SSBG - Legal Services (F).....		5,049,000	001	21	70 187 00	2020	3
Homeless Assistance.....	7,707,000		001	21	10 258 00	2020	3
SSBG - Homeless Services (F).....		4,183,000	001	21	70 125 00	2020	3
211 Communications.....	313,000		001	21	11 132 00	2020	3
Health Program Assistance and Services.....	5,552,000		001	21	11 122 00	2020	3
Services for the Visually Impaired.....	1,293,000		001	21	11 121 00	2020	3
Department Total	7,769,863,000	24,003,657,000					
Insurance							
Insurance Market Reform (F).....		5,000,000	001	79	71 077 00	2020	3
Labor and Industry							
General Government Operations.....	5,750,000		001	12	10 031 00	2020	1
Workforce Innovation and Opportunity Act - Administration (F).....		11,000,000	001	12	70 023 00	2020	1
Community Service and Corps (F).....		13,235,000	001	12	70 027 00	2020	1
Disability Determination (F).....		147,539,000	001	12	70 029 00	2020	1
New Hires (F).....		1,757,000	001	12	70 024 00	2020	1
Occupational and Industrial Safety.....	1,228,000		001	12	10 028 00	2020	1
Lead Certification and Accreditation (F).....		494,000	001	12	71 078 00	2020	1
Occupational Disease Payments.....	89,000		001	12	10 018 00	2020	3
Transfer to Vocational Rehabilitation Fund.....	19,976,000		001	12	10 016 00	2020	3
Supported Employment.....	165,000		001	12	10 020 00	2020	3
Centers for Independent Living.....	813,000		001	12	10 030 00	2020	3
Workers' Compensation Payments.....	160,000		001	12	10 017 00	2020	3
New Choices / New Options.....	313,000		001	12	10 967 00	2020	3
Assistive Technology Financing.....	198,000		001	12	11 035 00	2020	3
Assistive Technology Demonstration and Training.....	188,000		001	12	11 036 00	2020	3
Reed Act - Unemployment Insurance (F).....		5,000,000	001	12	70 018 00	2020	3
Reed Act - Employment Services (F).....		72,000,000	001	12	70 480 00	2020	3
WIOA - Adult Employment and Training (F).....		50,000,000	001	12	70 020 00	2020	3
WIOA - Youth Employment and Training (F).....		52,000,000	001	12	70 021 00	2020	3
WIOA - Statewide Activities (F).....		25,000,000	001	12	70 022 00	2020	3
WIOA - Dislocated Workers (F).....		109,000,000	001	12	70 019 00	2020	3
TANFBG - Youth Employment and Training (F).....		25,000,000	001	12	70 026 00	2020	3
Industry Partnerships.....	1,172,000		001	12	10 707 00	2020	3

**PART II
GENERAL FUND
Appropriations for 2020-21**

Department/Appropriation	Amount Approved		SAP Account Code				Char. Code
	State	Federal	COPA Fund	Business Area	SAP Fund	Fiscal Year	
Apprenticeship Training.....	2,917,000		001	12	11 136 00	2020	3
Department Total	<u>32,969,000</u>	<u>512,025,000</u>					
Military and Veterans Affairs							
General Government Operations.....	13,810,000		001	13	10 053 00	2020	1
National Guard Youth Challenge Program.....	417,000		001	13	11 147 00	2020	1
Facilities Maintenance (F).....		84,000,000	001	13	70 035 00	2020	1
Federal Construction Grants (F).....		25,000,000	001	13	70 481 00	2020	1
Burial Detail Honor Guard.....	41,000		001	13	10 051 00	2020	1
American Battle Monuments.....	21,000		001	13	10 041 00	2020	1
Armory Maintenance and Repair.....	102,000		001	13	10 043 00	2020	1
Special State Duty.....	15,000		001	13	10 048 00	2020	1
Veterans Homes.....	41,653,000		001	13	10 702 00	2020	2
Operations and Maintenance (F).....		56,844,000	001	13	70 602 00	2020	2
Medical Reimbursements (F).....		159,000	001	13	70 603 00	2020	2
Enhanced Veterans Reimbursement (F).....		34,791,000	001	13	70 746 00	2020	2
Education of Veterans Children.....	125,000		001	13	10 034 00	2020	3
Transfer to Educational Assistance Program Fund.....	13,265,000		001	13	10 705 00	2020	3
Blind Veterans Pension.....	222,000		001	13	10 036 00	2020	3
Amputee and Paralyzed Veterans Pension.....	3,714,000		001	13	10 045 00	2020	3
National Guard Pension.....	5,000		001	13	10 035 00	2020	3
Supplemental Life Insurance Premiums.....	68,000		001	13	10 785 00	2020	3
Civil Air Patrol.....	42,000		001	13	10 050 00	2020	3
Disabled American Veterans Transportation.....	336,000		001	13	10 660 00	2020	3
Veterans Outreach Services.....	1,570,000		001	13	10 936 00	2020	3
Department Total	<u>75,406,000</u>	<u>200,794,000</u>					
Revenue							
General Government Operations.....	61,880,000		001	18	10 208 00	2020	1
Technology and Process Modernization.....	2,083,000		001	18	10 953 00	2020	1
Distribution of Public Utility Realty Tax.....	28,017,000		001	18	10 209 00	2020	3
Department Total	<u>91,980,000</u>	<u>0</u>					
State							
General Government Operations.....	1,800,000		001	19	10 213 00	2020	1
Federal Election Reform (F).....		30,194,000	001	19	70 490 00	2020	1
Statewide Uniform Registry of Electors.....	3,044,000		001	19	10 759 00	2020	1

**PART II
GENERAL FUND
Appropriations for 2020-21**

Department/Appropriation	Amount Approved		SAP Account Code				
	State	Federal	COPA Fund	Business Area	SAP Fund	Fiscal Year	Char. Code
Voter Registration and Education.....	206,000		001	19	10 212 00	2020	1
Lobbying Disclosure.....	123,000		001	19	10 903 00	2020	1
Electoral College.....	10,000		001	19	10 211 00	2020	1
Transfer to PA Economic Development Financing Authority.....	5,250,000		001	19	11 170 00	2020	3
Voting of Citizens in Military Service.....	20,000		001	19	10 210 00	2020	3
Department Total	10,453,000	30,194,000					
Transportation							
FTA - Capital Improvement Grants (F).....		30,000,000	001	78	70 362 00	2020	3
TEA 21 - Access to Jobs (F).....		2,000,000	001	78	70 360 00	2020	3
Surface Transportation Assistance (F).....		750,000	001	78	70 358 00	2020	3
Surface Transportation - Operating (F).....		15,000,000	001	78	70 356 00	2020	3
Surface Transportation Assistance Capital (F).....		40,000,000	001	78	70 357 00	2020	3
FTA - Safety Oversight (F).....		3,000,000	001	78	71 027 00	2020	3
FTA - Keystone Corridor Equipment & Purchases (F).....		60,000,000	001	78	70 361 00	2020	3
FTA - Hybrid Mass Transit Vehicles (F).....		30,000,000	001	78	70 752 00	2020	3
FRA - State of Good Repair (F).....		15,000,000	001	78	71 112 00	2020	3
Vehicle Sales Tax Collections.....	273,000		001	78	10 568 00	2020	1
Infrastructure Projects.....	792,000		001	78	11 148 00	2020	1
Voter Registration.....	217,000		001	78	10 567 00	2020	1
Department Total	1,282,000	195,750,000					
State Police							
General Government Operations.....	172,123,000		001	20	10 220 00	2020	1
Area Computer Crime (F).....		10,555,000	001	20	70 541 00	2020	1
Law Enforcement Information Technology.....	2,875,000		001	20	10 216 00	2020	1
Statewide Public Safety Radio System.....	5,022,000		001	20	11 040 00	2020	1
Broadband Network Planning (F).....		4,050,000	001	20	71 007 00	2020	1
Municipal Police Training.....	712,000		001	20	10 214 00	2020	1
Automated Fingerprint Identification System.....	369,000		001	20	10 217 00	2020	1
Gun Checks.....	1,833,000		001	20	10 221 00	2020	1
Department Total	182,934,000	14,605,000					
Emergency Management Agency							
General Government Operations.....	5,634,000		001	31	10 355 00	2020	1
Civil Preparedness (F).....		21,000,000	001	31	70 239 00	2020	1
Hazardous Materials Planning and Training (F).....		1,500,000	001	31	70 241 00	2020	1

**PART II
GENERAL FUND
Appropriations for 2020-21**

Department/Appropriation	Amount Approved		SAP Account Code				Char. Code
	State	Federal	COPA Fund	Business Area	SAP Fund	Fiscal Year	
State Fire Commissioner.....	1,187,000		001	31	10 354 00	2020	1
Fire Prevention (F).....		42,000	001	31	70 238 00	2020	1
Disaster Relief.....	16,700,000		001	31	30 357 00	2020	3
Search and Rescue.....	104,000		001	31	11 069 00	2020	3
Firefighters Memorial Flags.....	4,000		001	31	10 352 00	2020	3
Red Cross Extended Care Program.....	104,000		001	31	10 349 00	2020	3
Department Total	23,733,000	22,542,000					
Historical and Museum Commission							
General Government Operations.....	8,981,000		001	30	10 347 00	2020	1
Historic Preservation (F).....		2,050,000	001	30	70 235 00	2020	1
Surface Mining Review (F).....		150,000	001	30	70 507 00	2020	1
Environmental Review (F).....		348,000	001	30	70 509 00	2020	1
American Battlefield Protection Program (F).....		2,000,000	001	30	71 028 00	2020	1
Appalachian Development (F).....		100,000	001	30	71 090 00	2020	1
Cultural and Historical Support.....	833,000		001	30	11 057 00	2020	3
Department Total	9,814,000	4,648,000					
Infrastructure Investment Authority							
Sewage Projects Revolving Loan Fund (F).....		127,200,000	001	33	70 412 00	2020	3
Drinking Water Projects Revolving Loan Fund (F).....		66,982,000	001	33	70 411 00	2020	3
Infrastructure Improvement Projects (F).....		1,740,000	001	33	71 113 00	2020	3
Department Total	0	195,922,000					
Environmental Hearing Board							
Environmental Hearing Board.....	1,073,000		001	37	10 393 00	2020	1
Health Care Cost Containment Council							
Health Care Cost Containment Council.....	1,398,000		001	43	30 309 00	2020	1
Ethics Commission							
State Ethics Commission.....	1,256,000		001	40	10 677 00	2020	1
Judiciary							
Supreme Court							
Supreme Court.....	7,146,000		001	51	10 417 00	2020	1

**PART II
GENERAL FUND
Appropriations for 2020-21**

Department/Appropriation	Amount Approved		SAP Account Code				Char. Code
	State	Federal	COPA Fund	Business Area	SAP Fund	Fiscal Year	
Interbranch Commission.....	146,000		001	51	10 913 00	2020	1
Court Management Education.....	30,000		001	51	10 429 00	2020	1
Rules Committees.....	665,000		001	51	11 019 00	2020	1
District Court Administrators.....	8,190,000		001	51	10 430 00	2020	1
Justice Expenses.....	49,000		001	51	10 420 00	2020	1
Office of Elder Justice in the Courts.....	207,000		001	51	11 110 00	2020	1
Judicial Council.....	59,000		001	51	10 431 00	2020	1
Judicial Center Operations.....	339,000		001	51	10 956 00	2020	1
Court Administrator.....	4,824,000		001	51	10 414 00	2020	1
Court Improvement Project (F).....		1,130,000	001	51	70 654 00	2020	1
Adult Drug Court Outcome Evaluation (F).....		225,000	001	51	71 068 00	2020	1
Language Access Grant (F).....		50,000	001	51	71 091 00	2020	1
PA Reestablishment Analysis of Magisterial District Courts (F).....		80,000	001	51	71 114 00	2020	1
Integrated Criminal Justice System.....	988,000		001	51	10 426 00	2020	1
Unified Judicial System Security.....	834,000		001	51	30 249 00	2020	1
Subtotal	23,477,000	1,485,000					
Superior Court							
Superior Court.....	13,490,000		001	52	10 432 00	2020	1
Judges Expenses.....	76,000		001	52	10 433 00	2020	1
Subtotal	13,566,000	0					
Commonwealth Court							
Commonwealth Court.....	8,830,000		001	58	10 447 00	2020	1
Judges Expenses.....	55,000		001	58	10 448 00	2020	1
Subtotal	8,885,000	0					
Courts of Common Pleas							
Courts of Common Pleas.....	49,058,000		001	53	10 435 00	2020	1
Senior Judges.....	1,668,000		001	53	10 436 00	2020	1
Judicial Education.....	520,000		001	53	10 437 00	2020	1
Ethics Committee.....	26,000		001	53	10 438 00	2020	1
Problem-Solving Courts.....	460,000		001	53	11 044 00	2020	1
Subtotal	51,732,000	0					

**PART II
GENERAL FUND
Appropriations for 2020-21**

Department/Appropriation	Amount Approved		SAP Account Code				Char. Code
	State	Federal	COPA Fund	Business Area	SAP Fund	Fiscal Year	
Magisterial District Judges							
Magisterial District Judges.....	34,501,000		001	59	10 451 00	2020	1
Magisterial District Judge Education.....	310,000		001	59	10 452 00	2020	1
Subtotal	34,811,000	0					
Philadelphia Courts							
Municipal Court.....	3,248,000		001	62	10 456 00	2020	1
Subtotal	3,248,000	0					
Judicial Conduct							
Judicial Conduct Board.....	1,028,000		001	51	10 423 00	2020	1
Court of Judicial Discipline.....	195,000		001	51	10 424 00	2020	1
Subtotal	1,223,000	0					
Reimbursement of County Costs							
Juror Cost Reimbursement.....	466,000		001	57	10 440 00	2020	3
County Court Reimbursement.....	9,640,000		001	57	10 439 00	2020	3
Senior Judge Reimbursement.....	573,000		001	57	10 441 00	2020	3
Court Interpreter County Grant.....	625,000		001	57	11 091 00	2020	3
Subtotal	11,304,000	0					
Department Total	148,246,000	1,485,000					
Legislature							
Senate							
Senators' Salaries.....	3,693,000		001	41	30 037 00	2020	1
Employees of Chief Clerk.....	1,285,000		001	41	30 039 00	2020	1
Salaried Officers and Employees.....	5,822,000		001	41	30 040 00	2020	1
Incidental Expenses.....	1,498,000		001	41	30 060 00	2020	1
Expenses - Senators.....	590,000		001	41	30 062 00	2020	1
Legislative Printing and Expenses.....	3,353,000		001	41	30 063 00	2020	1
Committee on Appropriations (R) and (D).....	1,256,000		001	41	30 192 00	2020	1
Caucus Operations (R) and (D).....	33,275,000		001	41	30 211 00	2020	1
Subtotal	50,772,000	0					

**PART II
GENERAL FUND
Appropriations for 2020-21**

Department/Appropriation	Amount Approved		SAP Account Code				Char. Code
	State	Federal	COPA Fund	Business Area	SAP Fund	Fiscal Year	
House of Representatives							
Members' Salaries, Speaker's Extra Compensation.....	14,704,000		001	42	30 073 00	2020	1
Caucus Operations (R) and (D).....	55,573,000		001	42	30 307 00	2020	1
Speaker's Office.....	754,000		001	42	30 077 00	2020	1
Bi-Partisan Committee, Chief Clerk, Comptroller and EMS.....	6,181,000		001	42	30 078 00	2020	1
Mileage - Representatives, Officers and Employees.....	238,000		001	42	30 080 00	2020	1
Chief Clerk and Legislative Journal.....	1,173,000		001	42	30 082 00	2020	1
Contingent Expenses (R) and (D).....	504,000		001	42	30 198 00	2020	1
Incidental Expenses.....	3,154,000		001	42	30 095 00	2020	1
Expenses - Representatives.....	1,771,000		001	42	30 099 00	2020	1
Legislative Printing and Expenses.....	4,448,000		001	42	30 100 00	2020	1
Committee on Appropriations (R).....	1,343,000		001	42	30 097 00	2020	1
Committee on Appropriations (D).....	1,343,000		001	42	30 105 00	2020	1
Special Leadership Account (R).....	2,519,000		001	42	30 102 00	2020	1
Special Leadership Account (D).....	2,519,000		001	42	30 103 00	2020	1
Subtotal	96,224,000	0					
Department Total	146,996,000	0					
Government Support Agencies							
Legislative Reference Bureau							
Legislative Reference Bureau - Salaries and Expenses.....	4,038,000		001	44	30 115 00	2020	1
Printing of PA Bulletin and PA Code.....	369,000		001	44	30 117 00	2020	1
Contingent Expenses.....	10,000		001	44	30 359 00	2020	1
Miscellaneous and Commissions							
Legislative Budget and Finance Committee.....	842,000		001	47	30 134 00	2020	1
Legislative Data Processing Center.....	13,440,000		001	48	30 135 00	2020	1
LDP - Information Technology Modernization.....	1,042,000		001	48	30 360 00	2020	1
Joint State Government Commission.....	709,000		001	46	30 133 00	2020	1
Local Government Commission.....	535,000		001	45	30 118 00	2020	1
Local Government Codes.....	10,000		001	45	30 121 00	2020	1
Legislative Audit Advisory Commission.....	119,000		001	45	30 119 00	2020	1
Independent Regulatory Review Commission.....	898,000		001	63	30 138 00	2020	1
Capitol Preservation Committee.....	345,000		001	45	30 122 00	2020	1
Capitol Restoration.....	1,315,000		001	45	30 123 00	2020	1

**PART II
GENERAL FUND
Appropriations for 2020-21**

Department/Appropriation	Amount Approved		SAP Account Code				Char. Code
	State	Federal	COPA Fund	Business Area	SAP Fund	Fiscal Year	
Commission on Sentencing.....	1,064,000		001	45	30 127 00	2020	1
Center for Rural Pennsylvania.....	470,000		001	45	30 129 00	2020	1
Commonwealth Mail Processing Center.....	1,493,000		001	45	30 721 00	2020	1
Legislative Reapportionment Commission.....	439,000		001	45	30 131 00	2020	1
Independent Fiscal Office.....	976,000		001	45	30 308 00	2020	1
Department Total	28,114,000	0					
Total Part II	25,140,761,000	29,578,667,000					

COMMONWEALTH OF PENNSYLVANIA
OFFICE OF THE BUDGET

DATE: June 1, 2020

SUBJECT: Expenditure Symbol Notification Number 20-026

TO: Honorable Joe Torsella
State Treasurer

FROM: Jen Swails
Secretary of the Budget



On May 29, 2020, several acts went into law, which appropriate monies to the Departments of Agriculture and Education for nonpreferred appropriations.

The titles, amounts, expenditure symbols numbers, character codes and SAP account codes are shown on the attachment to this letter.

*This document is available on the Office of Budget FTP server:
obftp.state.pa.us/ESN/20-026.doc*

Attachment

cc: The Honorable Eugene DePasquale
Mr. Scott Kennedy
Ms. Tammy Blymire
Ms. Donetta M. D'Innocenzo

Mr. Joseph Weber
Mr. Keith Welks
Mr. Edward Palmer
Ms. Alexis A. Brown

NONPREFERRED APPROPRIATIONS FOR 2020-21

<i>DEPARTMENT / APPROPRIATION</i>	<i>AMOUNT</i>	<i>SAP Account Code</i>				<i>CHAR.</i>
		<i>COPA FUND</i>	<i>BUSINESS AREA</i>	<i>SAP FUND</i>	<i>FISCAL YEAR</i>	
GENERAL FUND:						
AGRICULTURE						
<i>(Act No. 7-A, H.B. 2445, P.N.3627)</i>						
University of Pennsylvania - Veterinary Activities.....	\$31,660,000	001	68	11 021 00	2020	3
University of Pennsylvania - Center for Infectious Disease.....	295,000	001	68	11 022 00	2020	3
DEPARTMENT TOTAL	<u>\$31,955,000</u>					
EDUCATION						
<i>Pennsylvania State University:</i>						
<i>(Act No. 3-A, H.B. 2441, P.N. 3623)</i>						
General Support.....	\$242,096,000	001	16	10 983 00	2020	3
Pennsylvania College of Technology.....	26,736,000	001	16	10 152 00	2020	3
Pennsylvania State University Total	<u>\$268,832,000</u>					
<i>University of Pittsburgh:</i>						
<i>(Act No. 4-A, H.B. 2442, P.N. 3624)</i>						
General Support.....	\$151,507,000	001	16	10 984 00	2020	3
Rural Education Outreach.....	3,346,000	001	16	10 168 00	2020	3
University of Pittsburgh Total	<u>\$154,853,000</u>					
<i>Temple University:</i>						
<i>(Act No. 5-A, H.B. 2443, P.N. 3625)</i>						
General Support.....	\$158,206,000	001	16	10 985 00	2020	3
<i>Lincoln University:</i>						
<i>(Act No. 6-A, H.B. 2444, P.N. 3626)</i>						
General Support.....	\$15,166,000	001	16	10 986 00	2020	3
DEPARTMENT TOTAL	<u>\$597,057,000</u>					
TOTAL NONPREFERRED	<u>\$629,012,000</u>					

September 30, 2020

Expenditure Symbol Notification Number 20-113

Honorable Joe Torsella
State Treasurer
Room 129, Finance Building
Harrisburg, Pennsylvania 17120

Dear Treasurer Torsella:

I am hereby authorizing the following additional Executive Authorization for payment during the fiscal year July 1, 2020 to June 30, 2021:

	<u>Current Amount</u>	<u>Adjustment</u>	<u>Revised Amount</u>	<u>COPA Fund</u>	<u>SAP Account Code</u>		<u>Fiscal Year</u>
					<u>Business Area</u>	<u>SAP Fund</u>	
FROM: <u>General Fund</u>							
TO: <u>Revenue</u>							
Commissions – Inheritance and Realty Transfer Tax Collections	\$3,651,000	\$8,150,000	\$11,801,000	001	18	20 019 00	2020

Sincerely,



Tom Wolf
Governor

This document is available on the Office of Budget FTP server:
obftp.state.pa.us/ESN/20-113.doc

cc: The Honorable Eugene DePasquale
Mr. Scott Kennedy
Ms. Tammy Blymire
Ms. Donetta M. D'Innocenzo

Mr. Joseph Weber
Mr. Keith Welks
Mr. Edward Palmer
Ms. Alexis A. Brown

October 7, 2020

Expenditure Symbol Notification Number 20-117


Honorable Joe Torsella
State Treasurer
Room 129, Finance Building
Harrisburg, Pennsylvania 17120

Dear Treasurer Torsella:

I am hereby authorizing the following additional Executive Authorization for payment during the fiscal year July 1, 2020 to June 30, 2021:

	<u>Current Amount</u>	<u>Adjustment</u>	<u>Revised Amount</u>	<u>COPA Fund</u>	<u>SAP Account Code</u>		<u>Fiscal Year</u>
					<u>Business Area</u>	<u>SAP Fund</u>	
FROM: <u>General Fund</u>							
TO: <u>State</u>							
Count Election Expenses	\$167,000	\$233,000	\$400,000	001	19	20 028 00	2020

Sincerely,



Tom Wolf
Governor

*This document is available on the Office of Budget FTP server:
obftp.state.pa.us/ESN/20-117.doc*

cc: The Honorable Eugene DePasquale
Mr. Scott Kennedy
Ms. Tammy Blymire
Ms. Donetta M. D'Innocenzo

Mr. Joseph Weber
Mr. Keith Welks
Mr. Edward Palmer
Ms. Alexis A. Brown

November 2, 2020

Expenditure Symbol Notification Number 20-129

Honorable Joe Torsella
State Treasurer
Room 129, Finance Building
Harrisburg, Pennsylvania 17120

Dear Treasurer Torsella:

I am hereby authorizing the following Executive Authorization for payment during the fiscal year July 1, 2020 to June 30, 2021:

	<u>Amount</u>	<u>COPA Fund</u>	<u>SAP Account Code Business Area</u>	<u>SAP Fund</u>	<u>Fiscal Year</u>	<u>Char. Code</u>
FROM: <u>General Fund</u>						
TO: <u>Treasury</u>						
Tax Notes Expenses	\$337,500	001	73	20 362 00	2020	5

Sincerely,



Tom Wolf
Governor

This document is available on the Office of Budget FTP server:
obftp.state.pa.us/ESN/20-129.doc

cc: The Honorable Eugene DePasquale
Mr. Scott Kennedy
Ms. Tammy Blymire
Ms. Donetta M. D'Innocenzo

Mr. Joseph Weber
Mr. Keith Welks
Mr. Edward Palmer
Ms. Jen Benko

COMMONWEALTH OF PENNSYLVANIA
OFFICE OF THE BUDGET

DATE: November 23, 2020

SUBJECT: Expenditure Symbol Notification Number 20-145

TO: Honorable Joe Torsella
State Treasurer

FROM: Jen Swails
Secretary of the Budget



On November 23, 2020, the Governor signed Act No.17-A of 2020 (Senate Bill 1350) known as the First Supplemental General Appropriation Act of 2020.

The titles, amounts, expenditure symbol numbers and character codes are shown on the attachment to this letter.

*This document is available on the Office of Budget FTP server:
obftp.state.pa.us/ESN/20-145.doc*

Attachments

cc: The Honorable Eugene DePasquale
Mr. Scott Kennedy
Ms. Tammy Blymire
Ms. Donetta M. D'Innocenzo

Mr. Joseph Weber
Mr. Keith Welks
Mr. Edward Palmer
Ms. Jen Benko

GENERAL FUND
Additional Appropriations for 2020-21

Department/Appropriation	Current		Adjustment		Revised Appropriation	SAP Account Code			
	State	Federal	State	Federal		COPA Bus	SAP Fund	Fiscal Year	Char.
Governor's Office									
Governor's Office.....	2,863,000		3,843,000		6,706,000	001 99	10 648 00	2020	1
Executive Offices									
Office of Administration.....	4,052,000		5,595,000		9,647,000	001 81	10 620 00	2020	1
Transfer to Nonprofit Security Grant Fund.....			5,000,000		5,000,000	001 81	11 168 00	2020	1
Office of State Inspector General.....	1,854,000		2,515,000		4,369,000	001 81	10 595 00	2020	1
Inspector General - Welfare Fraud.....	5,011,000		6,788,000		11,799,000	001 81	10 600 00	2020	1
TANFBG - Program Accountability (F).....		1,500,000			1,500,000	001 81	70 372 00	2020	1
SNAP - Program Accountability (F).....		7,000,000			7,000,000	001 81	70 369 00	2020	1
Medical Assistance - Program Accountability (F).....		5,500,000			5,500,000	001 81	70 370 00	2020	1
CCDFBG - Subsidized Day Care Fraud (F).....		905,000			905,000	001 81	70 373 00	2020	1
Office of the Budget.....	8,000,000		10,788,000		18,788,000	001 81	10 622 00	2020	1
Audit of the Auditor General.....	41,000		58,000		99,000	001 81	10 711 00	2020	1
Office of General Counsel.....	2,364,000		3,165,000		5,529,000	001 81	10 599 00	2020	1
Human Relations Commission.....	4,295,000		5,793,000		10,088,000	001 81	10 633 00	2020	1
EEOC - Special Project Grant (F).....		900,000			900,000	001 81	70 404 00	2020	1
HUD - Special Project Grant (F).....		500,000			500,000	001 81	70 403 00	2020	1
Council on the Arts.....	368,000		499,000		867,000	001 81	10 621 00	2020	1
NEA - Grants to the Arts - Administration (F).....		980,000			980,000	001 81	70 366 00	2020	1
Juvenile Court Judges' Commission.....	1,268,000		1,712,000		2,980,000	001 81	10 596 00	2020	1
Commission on Crime and Delinquency.....	4,056,000		5,571,000		9,627,000	001 81	10 624 00	2020	1
Plan for Juvenile Justice (F).....		150,000			150,000	001 81	70 389 00	2020	1
Justice Assistance Grants (F).....		10,000,000			10,000,000	001 81	70 657 00	2020	1
Justice Assistance Grants - Administration (F).....		1,000,000			1,000,000	001 81	70 727 00	2020	1
Statistical Analysis Center (F).....		300,000			300,000	001 81	70 390 00	2020	1
Criminal Identification Technology (F).....		8,000,000			8,000,000	001 81	70 391 00	2020	1
Crime Victims Compensation Services (F).....		8,500,000			8,500,000	001 81	70 376 00	2020	1
Crime Victims Assistance (F).....		130,000,000			130,000,000	001 81	70 401 00	2020	1
Violence Against Women (F).....		7,000,000			7,000,000	001 81	70 385 00	2020	1
Violence Against Women - Administration (F).....		600,000			600,000	001 81	70 386 00	2020	1
Residential Substance Abuse Treatment Program (F).....		1,400,000			1,400,000	001 81	70 382 00	2020	1
Crime Victims Assistance (VOCA) - Admin/Operations (F).....		5,000,000			5,000,000	001 81	70 383 00	2020	1
Juvenile Justice and Delinquency Prevention (F).....		3,000,000			3,000,000	001 81	70 400 00	2020	1
Assault Services Program (F).....		600,000			600,000	001 81	70 530 00	2020	1
Second Chance Act - Juvenile Offender Reentry (F).....		1,000,000			1,000,000	001 81	70 777 00	2020	1
Project Safe Neighborhoods (F).....		1,050,000			1,050,000	001 81	70 452 00	2020	1
Forensic Science Program (F).....		1,500,000			1,500,000	001 81	70 550 00	2020	1
Adam Walsh Implementation Support (F).....		1,000,000			1,000,000	001 81	71 001 00	2020	1

GENERAL FUND
Additional Appropriations for 2020-21

Department/Appropriation	Current		Adjustment		Revised Appropriation	SAP Account Code						
	State	Federal	State	Federal		Fund	Area	SAP Fund	Fiscal Year	Char. Code		
											COPA Bus	SAP
VOCA Training (F).....		600,000			600,000	001	81	71	058	00	2020	1
Byrne Competitive Program (F).....		450,000			450,000	001	81	71	002	00	2020	1
Comprehensive Opioid Abuse Site-Based Program (F).....		1,200,000		1,000,000	2,200,000	001	81	71	092	00	2020	1
Pennsylvania NCS-X Implementation (F).....		550,000			550,000	001	81	71	093	00	2020	1
Body Worn Camera Policy and Implementation (F).....		1,000,000			1,000,000	001	81	71	094	00	2020	1
STOP School Violence (F).....		777,000			777,000	001	81	71	115	00	2020	1
Prosecutor and Defender Incentives (F).....		160,000			160,000	001	81	70	778	00	2020	1
State Delinquency Prevention Programs (F).....		200,000			200,000	001	81	71	101	00	2020	1
Prosecuting Cold Cases Using DNA (F).....				446,000	446,000	001	81	71	116	00	2020	1
Targeted Violence and Terrorism Prevention (F).....				525,000	525,000	001	81	71	117	00	2020	1
NICS Act Record Improvement Program (NARIP) (F).....				245,000	245,000	001	81	71	118	00	2020	1
Office of Safe Schools Advocate.....	158,000		221,000		379,000	001	81	11	015	00	2020	1
Improvement of Adult Probation Services.....	6,760,000		9,462,000		16,222,000	001	81	11	171	00	2020	3
Victims of Juvenile Offenders.....	542,000		758,000		1,300,000	001	81	11	045	00	2020	3
Violence and Delinquency Prevention Programs.....	1,683,000		2,350,000		4,033,000	001	81	11	003	00	2020	1
Intermediate Punishment Treatment Programs.....	7,570,000		10,597,000		18,167,000	001	81	11	004	00	2020	3
Juvenile Probation Services.....	7,894,000		11,051,000		18,945,000	001	81	11	005	00	2020	3
Grants to the Arts.....	3,996,000		5,594,000		9,590,000	001	81	10	619	00	2020	3
Law Enforcement Activities.....	1,250,000		1,750,000		3,000,000	001	81	10	616	00	2020	3
Department Total	61,162,000	202,322,000	89,267,000	2,216,000	354,967,000							
Lieutenant Governor												
Lieutenant Governor's Office.....	563,000		767,000		1,330,000	001	28	10	667	00	2020	1
Board of Pardons.....	388,000		518,000		906,000	001	28	10	666	00	2020	1
Department Total	951,000	0	1,285,000	0	2,236,000							
Attorney General												
General Government Operations.....	19,790,000		26,867,000		46,657,000	001	14	10	063	00	2020	1
Medicaid Fraud (F).....		9,567,000			9,567,000	001	14	70	046	00	2020	1
Drug Law Enforcement.....	20,701,000		28,353,000		49,054,000	001	14	10	059	00	2020	1
High Intensity Drug Trafficking Areas (F).....		5,308,000			5,308,000	001	14	70	047	00	2020	1
Joint Local-State Firearm Task Force.....	2,866,000		3,949,000		6,815,000	001	14	10	796	00	2020	1
Witness Relocation.....	506,000		709,000		1,215,000	001	14	10	732	00	2020	1
Child Predator Interception.....	2,240,000		3,040,000		5,280,000	001	14	10	731	00	2020	1
Tobacco Law Enforcement.....	631,000		858,000		1,489,000	001	14	10	057	00	2020	1
County Trial Reimbursement.....	83,000		117,000		200,000	001	14	10	058	00	2020	3
School Safety.....	707,000		957,000		1,664,000	001	14	11	124	00	2020	1

GENERAL FUND
Additional Appropriations for 2020-21

Department/Appropriation					SAP Account Code				
	Current		Adjustment		Revised Appropriation	COPA Bus	SAP	Fiscal	Char.
	State	Federal	State	Federal		Fund Area	Fund	Year	Code
Department Total	47,524,000	14,875,000	64,850,000	0	127,249,000				
Auditor General									
Auditor General's Office.....	15,190,000		20,491,000		35,681,000	001 92	10 642	00	2020 1
Board of Claims.....	796,000		1,084,000		1,880,000	001 92	10 640	00	2020 1
Special Financial Audits.....	208,000		292,000		500,000	001 92	11 125	00	2020 1
Department Total	16,194,000	0	21,867,000	0	38,061,000				
Treasury									
General Government Operations.....	15,247,000		20,468,000		35,715,000	001 73	10 544	00	2020 1
Board of Finance and Revenue.....	1,221,000		1,656,000		2,877,000	001 73	10 537	00	2020 1
Divestiture Reimbursement.....	83,000				83,000	001 73	11 030	00	2020 1
Intergovernmental Organizations.....	1,168,000				1,168,000	001 73	10 553	00	2020 1
Publishing Monthly Statements.....	5,000				5,000	001 73	10 538	00	2020 1
Information Technology Cyber Security.....	417,000		583,000		1,000,000	001 73	11 139	00	2020 1
Law Enforcement & Emergency Response Personnel Death Benefit.....	1,242,000		1,738,000		2,980,000	001 73	10 540	00	2020 3
Transfer to ABLE Fund.....	900,000				900,000	001 73	11 112	00	2020 3
Loan and Transfer Agent.....	40,000				40,000	001 73	10 539	00	2020 5
General Obligation Debt Service.....	1,150,000,000		32,433,000		1,182,433,000	001 73	10 543	00	2020 5
Department Total	1,170,323,000	0	56,878,000	0	1,227,201,000				
Aging									
Programs for the Aging - Title III - Administration (F).....		1,781,000			1,781,000	001 10	70 007	00	2020 1
Programs for the Aging - Title V - Administration (F).....		127,000			127,000	001 10	70 008	00	2020 1
Medical Assistance - Administration (F).....		888,000			888,000	001 10	70 009	00	2020 1
Programs for the Aging - Title VII - Administration (F).....		352,000			352,000	001 10	71 048	00	2020 1
Programs for the Aging - Title III (F).....		52,000,000			52,000,000	001 10	71 049	00	2020 3
Programs for the Aging - Nutrition (F).....		10,000,000			10,000,000	001 10	71 050	00	2020 3
Programs for the Aging - Title V - Employment (F).....		8,000,000			8,000,000	001 10	71 051	00	2020 3
Programs for the Aging - Title VII - Elder Rights Protection (F).....		7,800,000			7,800,000	001 10	71 052	00	2020 3
Medical Assistance - Attendant Care (F).....		69,000			69,000	001 10	70 141	00	2020 3
Medical Assistance Support (F).....		9,000,000			9,000,000	001 10	70 425	00	2020 3
Medical Assistance Nursing Home Transition Administration (F).....		700,000			700,000	001 10	71 053	00	2020 3
Programs for the Aging - Title III - Caregiver Support (F).....		10,000,000			10,000,000	001 10	70 011	00	2020 3
Pre-Admission Assessment (F).....		4,000,000			4,000,000	001 10	70 006	00	2020 3
Department Total	0	104,717,000			104,717,000				

GENERAL FUND
Additional Appropriations for 2020-21

Department/Appropriation	Current		Adjustment		Revised Appropriation	SAP Account Code				
	State	Federal	State	Federal		COPA Bus	SAP	Fiscal	Char.	
						Fund	Area	Fund	Year	Code
Agriculture										
General Government Operations.....	14,055,000		19,073,000		33,128,000	001	68	10 528 00	2020	1
Plant Pest Detection System (F).....		1,300,000			1,300,000	001	68	70 350 00	2020	1
Poultry Grading Service (F).....		100,000			100,000	001	68	70 347 00	2020	1
Medicated Feed Mill Inspection (F).....		200,000			200,000	001	68	70 346 00	2020	1
National School Lunch Administration (F).....		1,700,000			1,700,000	001	68	70 348 00	2020	1
Emergency Food Assistance (F).....		11,500,000			11,500,000	001	68	70 342 00	2020	1
Pesticide Control (F).....		1,000,000			1,000,000	001	68	70 349 00	2020	1
Agricultural Risk Protection (F).....		1,000,000			1,000,000	001	68	70 345 00	2020	1
Commodity Supplemental Food (F).....		3,500,000			3,500,000	001	68	70 455 00	2020	1
Organic Cost Distribution (F).....		650,000			650,000	001	68	70 457 00	2020	1
Animal Disease Control (F).....		4,000,000			4,000,000	001	68	70 458 00	2020	1
Food Establishment Inspections (F).....		4,500,000			4,500,000	001	68	70 459 00	2020	1
Integrated Pest Management (F).....		250,000			250,000	001	68	70 554 00	2020	1
Johne's Disease Herd Project (F).....		2,000,000			2,000,000	001	68	70 555 00	2020	1
Avian Influenza Surveillance (F).....		25,000,000			25,000,000	001	68	70 565 00	2020	1
Scrapie Disease Control (F).....		60,000			60,000	001	68	70 567 00	2020	1
Foot and Mouth Disease Monitoring (F).....		150,000			150,000	001	68	70 573 00	2020	1
Innovative Nutrient and Sediment Reduction (F).....		750,000			750,000	001	68	71 059 00	2020	1
Animal Identification (F).....		2,000,000			2,000,000	001	68	70 586 00	2020	1
Specialty Crops (F).....		3,500,000			3,500,000	001	68	70 700 00	2020	1
Emerald Ash Borer Mitigation (F).....		800,000			800,000	001	68	70 728 00	2020	1
Farmland Protection (F).....		6,000,000			6,000,000	001	68	70 344 00	2020	1
Crop Insurance (F).....		2,000,000			2,000,000	001	68	70 568 00	2020	1
Spotted Lanternfly (F).....		12,000,000			12,000,000	001	68	71 041 00	2020	1
Animal Feed Regulatory Program (F).....		2,000,000			2,000,000	001	68	71 060 00	2020	1
Conservation Partnership Farmland Preservation (F).....		6,500,000			6,500,000	001	68	71 080 00	2020	1
Agricultural Preparedness and Response.....	1,667,000		1,333,000		3,000,000	001	68	11 145 00	2020	1
Agricultural Excellence.....	1,167,000		1,633,000		2,800,000	001	68	10 784 00	2020	1
Agricultural Business and Workforce Investment.....	1,875,000		2,625,000		4,500,000	001	68	11 142 00	2020	1
Farmers' Market Food Coupons.....	2,079,000				2,079,000	001	68	10 525 00	2020	1
Farmers' Market Food Coupons (F).....		3,500,000			3,500,000	001	68	70 341 00	2020	1
Senior Farmers' Market Nutrition (F).....		2,200,000			2,200,000	001	68	70 461 00	2020	1
Agricultural Research.....	911,000		1,276,000		2,187,000	001	68	10 516 00	2020	1
Agricultural Promotion, Education and Exports.....	230,000		323,000		553,000	001	68	10 508 00	2020	1
Hardwoods Research and Promotion.....	198,000		276,000		474,000	001	68	10 527 00	2020	1
Livestock and Consumer Health Protection.....	417,000		583,000		1,000,000	001	68	11 143 00	2020	3
Animal Health and Diagnostic Commission.....	833,000		1,167,000		2,000,000	001	68	11 144 00	2020	3
Livestock Show.....	90,000		125,000		215,000	001	68	10 511 00	2020	3

GENERAL FUND
Additional Appropriations for 2020-21

Department/Appropriation	Current		Adjustment		Revised Appropriation	SAP Account Code					
	State	Federal	State	Federal		Fund	Area	Fund	Year	Char.	
											COPA Bus
Open Dairy Show.....	90,000		125,000		215,000	001	68	10 515	00	2020	3
Youth Shows.....	70,000		99,000		169,000	001	68	11 006	00	2020	3
State Food Purchase.....	19,688,000				19,688,000	001	68	10 510	00	2020	3
Food Marketing and Research.....	206,000		288,000		494,000	001	68	10 864	00	2020	3
Market Improvement (F).....		250,000			250,000	001	68	70 343	00	2020	3
Transfer to Nutrient Management Fund.....	2,583,000		3,617,000		6,200,000	001	68	10 523	00	2020	3
Transfer to Conservation District Fund.....	362,000		507,000		869,000	001	68	10 521	00	2020	3
Transfer to Agricultural College Land Scrip Fund.....	54,960,000				54,960,000	001	68	11 020	00	2020	3
PA Preferred Program Trademark Licensing.....	1,335,000		1,870,000		3,205,000	001	68	11 042	00	2020	3
Department Total	102,816,000	98,410,000	34,920,000	0	236,146,000						
Community and Economic Development											
General Government Operations.....	8,129,000		10,954,000		19,083,000	001	24	10 313	00	2020	1
ARC - Technical Assistance (F).....		1,000,000			1,000,000	001	24	70 229	00	2020	1
DOE - Weatherization Administration (F).....		6,000,000			6,000,000	001	24	70 216	00	2020	1
SCDBG - Administration (F).....		4,000,000			4,000,000	001	24	70 224	00	2020	1
SCDBG - Neighborhood Stabilization Administration (F).....		800,000			800,000	001	24	70 140	00	2020	1
CSBG - Administration (F).....		1,607,000			1,607,000	001	24	70 225	00	2020	1
LIHEABG - Administration (F).....		1,500,000			1,500,000	001	24	70 212	00	2020	1
EMG Solutions Administration (F).....		1,000,000			1,000,000	001	24	70 970	00	2020	1
Economic Adjustment Assistance (F).....		5,000,000			5,000,000	001	24	71 012	00	2020	1
SCDBG - Disaster Recovery Administration (F).....		1,500,000			1,500,000	001	24	70 967	00	2020	1
CoC Planning Grant (F).....		2,000,000			2,000,000	001	24	70 215	00	2020	1
SCDBG/HUD Special Projects (F).....		2,000,000			2,000,000	001	24	70 512	00	2020	1
Federal Grant Initiatives (F).....		4,000,000			4,000,000	001	24	71 070	00	2020	1
Center for Local Government Services.....	1,786,000		2,431,000		4,217,000	001	24	11 052	00	2020	1
Office of Open Records.....	1,398,000		1,901,000		3,299,000	001	24	10 949	00	2020	1
Office of International Business Development.....	2,446,000		3,384,000		5,830,000	001	24	10 302	00	2020	1
SBA State Trade and Export Promotion (STEP) (F).....		1,500,000			1,500,000	001	24	70 448	00	2020	1
Marketing to Attract Tourists.....	7,225,000		10,601,000		17,826,000	001	24	10 294	00	2020	1
Marketing to Attract Business.....	845,000		1,171,000		2,016,000	001	24	10 303	00	2020	1
Base Realignment and Closure.....	234,000		322,000		556,000	001	24	10 274	00	2020	1
Local Municipal Relief.....	5,924,000		14,526,000		20,450,000	001	24	11 104	00	2020	3
Transfer to Municipalities Financial Recovery Revolving Fund.....	1,875,000		2,625,000		4,500,000	001	24	10 318	00	2020	3
Transfer to Ben Franklin Tech. Development Authority Fund.....	6,042,000		8,458,000		14,500,000	001	24	10 312	00	2020	3
Intergovernmental Cooperation Authority - 3rd Class Cities.....	42,000		58,000		100,000	001	24	11 141	00	2020	3
Pennsylvania First.....	13,333,000		6,667,000		20,000,000	001	24	11 007	00	2020	3
Municipal Assistance Program.....	228,000		318,000		546,000	001	24	11 008	00	2020	3

GENERAL FUND
Additional Appropriations for 2020-21

Department/Appropriation	Current		Adjustment		Revised Appropriation	SAP Account Code						
	State	Federal	State	Federal		Fund	Area	Fund	Year	Char.		
											COPA Bus	SAP
FEMA Technical Assistance (F).....		450,000			450,000	001	24	70	214	00	2020	3
Keystone Communities.....	8,781,000		15,444,000		24,225,000	001	24	11	009	00	2020	3
DOE - Weatherization (F).....		26,000,000			26,000,000	001	24	70	222	00	2020	3
LIHEABG - Weatherization Program (F).....		48,000,000			48,000,000	001	24	70	213	00	2020	3
SCDBG - Disaster Recovery Grant (F).....		56,000,000			56,000,000	001	24	70	968	00	2020	3
SCDBG - Neighborhood Stabilization Program (F).....		5,000,000			5,000,000	001	24	70	139	00	2020	3
EMG Solutions Program (F).....		12,000,000			12,000,000	001	24	70	972	00	2020	3
ARC Construction - RSBA Program (F).....		6,000,000			6,000,000	001	24	71	102	00	2020	3
Community Services Block Grant (F).....		50,000,000			50,000,000	001	24	70	228	00	2020	3
EDA Power Grant (F).....		3,000,000			3,000,000	001	24	71	081	00	2020	3
SCDBG Program (F).....		6,000,000			6,000,000	001	24	71	095	00	2020	3
State Facility Closure Transition Program.....	2,084,000		2,916,000		5,000,000	001	24	11	169	00	2020	3
Partnerships for Regional Economic Performance.....	4,117,000		5,763,000		9,880,000	001	24	11	010	00	2020	3
Manufacturing PA.....	5,000,000		7,000,000		12,000,000	001	24	11	077	00	2020	3
Strategic Management Planning Program.....	986,000		1,381,000		2,367,000	001	24	10	844	00	2020	3
Tourism - Accredited Zoos.....	333,000		467,000		800,000	001	24	10	284	00	2020	3
Infrastructure Technology Assistance Program.....	833,000		1,167,000		2,000,000	001	24	10	326	00	2020	3
Super Computer Center.....	208,000		292,000		500,000	001	24	10	285	00	2020	3
Powdered Metals.....	42,000		58,000		100,000	001	24	10	290	00	2020	3
Rural Leadership Training.....	42,000		58,000		100,000	001	24	10	283	00	2020	3
Infrastructure and Facilities Improvement Grants.....	4,167,000		5,833,000		10,000,000	001	24	10	856	00	2020	3
Public Television Technology.....	313,000		437,000		750,000	001	24	11	078	00	2020	3
Food Access Initiative.....	417,000		583,000		1,000,000	001	24	11	127	00	2020	3
Department Total	76,830,000	244,357,000	104,815,000	0	426,002,000							
Conservation and Natural Resources												
General Government Operations.....	11,060,000		15,657,000		26,717,000	001	38	10	399	00	2020	1
Topographic and Geologic Survey Grants (F).....		500,000		300,000	800,000	001	38	70	286	00	2020	1
Land and Water Conservation Fund (F).....		14,000,000			14,000,000	001	38	70	287	00	2020	1
Highlands Conservation Program (F).....		7,500,000			7,500,000	001	38	70	736	00	2020	1
Regional Conservation Partnership Program (F).....		1,500,000			1,500,000	001	38	71	103	00	2020	1
Chesapeake Bay Gateway Network (F).....		600,000			600,000	001	38	71	096	00	2020	1
U.S. Endowment - Healthy Watershed (F).....		200,000			200,000	001	38	71	072	00	2020	1
Cooperative Endangered Species (F).....		40,000			40,000	001	38	70	796	00	2020	1
State Parks Operations.....	27,276,000		27,050,000		54,326,000	001	38	10	395	00	2020	1
Port Security Grant Program (F).....		1,200,000			1,200,000	001	38	71	097	00	2020	1
State Forests Operations.....	14,927,000		25,708,000		40,635,000	001	38	10	394	00	2020	1
Forest Fire Protection and Control (F).....		2,500,000			2,500,000	001	38	70	278	00	2020	1

GENERAL FUND
Additional Appropriations for 2020-21

Department/Appropriation	Current		Adjustment		Revised Appropriation	SAP Account Code						
	State	Federal	State	Federal		Fund	Area	Fund	Year	Char.		
											COPA Bus	SAP
Forestry Incentives and Agriculture Conservation (F).....		50,000			50,000	001	38	70	279	00	2020	1
Forest Management and Processing (F).....		4,000,000			4,000,000	001	38	70	281	00	2020	1
Aid to Volunteer Fire Companies (F).....		1,100,000			1,100,000	001	38	70	464	00	2020	1
Natural Resource Conservation Service (F).....		200,000			200,000	001	38	71	031	00	2020	1
Forest Insect and Disease Control (F).....		4,000,000			4,000,000	001	38	70	285	00	2020	1
National Fish and Wildlife Foundation (F).....		700,000			700,000	001	38	71	071	00	2020	1
Wetland Protection Fund (F).....		300,000			300,000	001	38	70	465	00	2020	1
EPA Chesapeake Bay Grant (F).....		1,500,000			1,500,000	001	38	71	104	00	2020	1
USDA Good Neighbor Agreement (F).....		500,000			500,000	001	38	71	111	00	2020	1
Heritage and Other Parks.....	1,365,000		2,487,000		3,852,000	001	38	10	396	00	2020	3
Parks and Forests Infrastructure Projects.....	375,000		525,000		900,000	001	38	11	128	00	2020	1
Annual Fixed Charges - Flood Lands.....	70,000				70,000	001	38	10	675	00	2020	3
Annual Fixed Charges - Project 70.....	88,000				88,000	001	38	10	673	00	2020	3
Annual Fixed Charges - Forest Lands.....	7,812,000				7,812,000	001	38	10	676	00	2020	3
Annual Fixed Charges - Park Lands.....	430,000				430,000	001	38	10	674	00	2020	3
Department Total	63,403,000	40,390,000	71,427,000	300,000	175,520,000							
Criminal Justice												
General Government Operations.....	18,655,000		25,613,000		44,268,000	001	11	10	014	00	2020	1
Medical Care.....	128,629,000		107,857,000		236,486,000	001	11	10	011	00	2020	2
Correctional Education and Training.....	17,750,000		23,871,000		41,621,000	001	11	10	012	00	2020	2
Correctional Education (F).....		850,000			850,000	001	11	70	017	00	2020	2
State Correctional Institutions.....	873,256,000		256,782,000		1,130,038,000	001	11	10	013	00	2020	2
Reimbursement for Incarcerated Aliens (F).....		4,992,000			4,992,000	001	11	70	013	00	2020	2
Criminal Justice and Mental Health Collaboration (F).....		41,000			41,000	001	11	70	713	00	2020	2
Second Chance Act (F).....				681,000	681,000	001	11	71	119	00	2020	2
Naloxone Reentry Tracking Program (F).....		947,000			947,000	001	11	71	098	00	2020	2
State Field Supervision.....	58,584,000		82,943,000		141,527,000	001	11	11	116	00	2020	1
Swift Certain and Fair (F).....		488,000			488,000	001	11	71	082	00	2020	1
Smart Supervision (F).....		720,000			720,000	001	11	71	083	00	2020	1
Pennsylvania Parole Board.....	5,043,000		6,816,000		11,859,000	001	11	11	117	00	2020	1
Sexual Offenders Assessment Board.....	2,788,000		3,794,000		6,582,000	001	11	11	119	00	2020	1
Department Total	1,104,705,000	8,038,000	507,676,000	681,000	1,621,100,000							
Drug and Alcohol Programs												
General Government Operations.....	1,107,000		1,513,000		2,620,000	001	74	11	028	00	2020	1
SABG - Administration and Operation (F).....		9,657,000			9,657,000	001	74	70	961	00	2020	1

GENERAL FUND
Additional Appropriations for 2020-21

Department/Appropriation	Current		Adjustment		Revised Appropriation	SAP Account Code						
	State	Federal	State	Federal		COPA Bus	SAP	Fiscal	Char.	Year	Code	
												Fund
Substance Abuse Special Projects - Admin & Operation (F).....		4,821,000			4,821,000	001	74	70	962	00	2020	1
State Opioid Response Administration (F).....		6,997,000			6,997,000	001	74	71	099	00	2020	1
Assistance to Drug and Alcohol Programs.....	18,638,000		26,094,000		44,732,000	001	74	11	029	00	2020	3
SABG - Drug and Alcohol Services (F).....		81,956,000			81,956,000	001	74	70	963	00	2020	3
Substance Abuse Special Projects Grants (F).....		28,331,000			28,331,000	001	74	70	964	00	2020	3
State Opioid Response (F).....		182,669,000			182,669,000	001	74	71	084	00	2020	3
Department Total	19,745,000	314,431,000	27,607,000	0	361,783,000							
Education												
General Government Operations.....	10,710,000		14,649,000		25,359,000	001	16	10	141	00	2020	1
Adult Basic Education - Administration (F).....		1,500,000			1,500,000	001	16	70	070	00	2020	1
Education of Exceptional Children (F).....		12,000,000			12,000,000	001	16	70	077	00	2020	1
Special Education - State Personnel Development (F).....		2,500,000			2,500,000	001	16	70	054	00	2020	1
ESEA - Title I - Administration (F).....		12,333,000			12,333,000	001	16	70	078	00	2020	1
State Approving Agency (VA) (F).....		1,800,000			1,800,000	001	16	70	085	00	2020	1
Food and Nutrition Service (F).....		21,000,000			21,000,000	001	16	70	061	00	2020	1
Migrant Education - Administration (F).....		700,000			700,000	001	16	70	079	00	2020	1
Vocational Education - Administration (F).....		3,910,000			3,910,000	001	16	70	083	00	2020	1
Improving Teacher Quality - Title II - Administration/State (F).....		7,400,000			7,400,000	001	16	70	057	00	2020	1
Homeless Assistance (F).....		4,870,000			4,870,000	001	16	70	080	00	2020	1
Preschool Grant (F).....		960,000			960,000	001	16	70	081	00	2020	1
School Health Education Programs (F).....		100,000			100,000	001	16	70	090	00	2020	1
Preschool Development Grants (F).....		30,000,000			30,000,000	001	16	71	032	00	2020	1
Medical Assistance - Nurses' Aide Training (F).....		670,000			670,000	001	16	70	067	00	2020	1
State and Community Highway Safety (F).....		1,500,000			1,500,000	001	16	70	624	00	2020	1
Title IV - 21st Century Community Learning Centers - Admin. (F).....		4,000,000			4,000,000	001	16	70	471	00	2020	1
National Assessment of Educational Progress (NAEP) (F).....		148,000			148,000	001	16	70	558	00	2020	1
Migrant Education Coordination Program (F).....		130,000			130,000	001	16	70	693	00	2020	1
School Improvement Grants (F).....		20,000,000			20,000,000	001	16	70	715	00	2020	1
Student Support and Academic Enrichment-Administration (F).....		2,200,000			2,200,000	001	16	71	105	00	2020	1
Troops to Teachers (F).....		400,000			400,000	001	16	71	106	00	2020	1
Pennsylvania Project AWARE (F).....		1,800,000			1,800,000	001	16	71	014	00	2020	1
Education Innovation and Research Program (F).....		4,000,000			4,000,000	001	16	71	108	00	2020	1
Emergency Impact Aid Program (F).....		2,000,000			2,000,000	001	16	71	109	00	2020	1
Assistance for Homeless Children and Youth (F).....		21,000			21,000	001	16	71	110	00	2020	1
Recovery Schools.....	104,000		146,000		250,000	001	16	11	206	00	2020	1

GENERAL FUND
Additional Appropriations for 2020-21

Department/Appropriation	Current		Adjustment		Revised Appropriation	SAP Account Code						
	State	Federal	State	Federal		COPA Bus	SAP	Fiscal	Char.			
						Fund	Area	Fund	Year	Code		
Information and Technology Improvement.....	1,558,000		2,182,000		3,740,000	001	16	10	149	00	2020	1
Statewide Longitudinal Data Systems (F).....		5,110,000			5,110,000	001	16	71	033	00	2020	1
PA Assessment.....	18,330,000		23,210,000		41,540,000	001	16	10	094	00	2020	1
Title VI - Part A State Assessments (F).....		15,000,000			15,000,000	001	16	70	514	00	2020	1
State Library.....	950,000		1,288,000		2,238,000	001	16	10	142	00	2020	1
LSTA - Library Development (F).....		8,500,000			8,500,000	001	16	70	059	00	2020	1
Youth Development Centers - Education.....	3,452,000		4,831,000		8,283,000	001	16	10	093	00	2020	2
Basic Education Funding.....	6,742,838,000		63,116,000		6,805,954,000	001	16	10	090	00	2020	3
Ready to Learn Block Grant.....	268,000,000				268,000,000	001	16	11	067	00	2020	3
Pre-K Counts.....	217,284,000				217,284,000	001	16	10	924	00	2020	3
Head Start Supplemental Assistance.....	64,178,000				64,178,000	001	16	10	838	00	2020	3
Mobile Science and Math Education Programs.....	1,964,000		2,750,000		4,714,000	001	16	10	135	00	2020	3
Teacher Professional Development.....	2,212,000		2,832,000		5,044,000	001	16	10	121	00	2020	3
Adult and Family Literacy.....	5,198,000		7,277,000		12,475,000	001	16	10	138	00	2020	3
Adult Basic Education - Local (F).....		22,000,000			22,000,000	001	16	70	093	00	2020	3
Career and Technical Education.....	99,000,000				99,000,000	001	16	10	146	00	2020	3
Vocational Education Act - Local (F).....		49,000,000			49,000,000	001	16	70	086	00	2020	3
Career and Technical Education Equipment Grants.....	5,550,000				5,550,000	001	16	10	126	00	2020	3
Authority Rentals and Sinking Fund Requirements.....	10,500,000				10,500,000	001	16	10	106	00	2020	3
Pupil Transportation.....	612,000,000		-6,235,000		605,765,000	001	16	10	107	00	2020	3
Nonpublic and Charter School Pupil Transportation.....	79,442,000				79,442,000	001	16	10	125	00	2020	3
Special Education.....	1,186,815,000				1,186,815,000	001	16	10	109	00	2020	3
Individuals with Disabilities Education - Local (F).....		470,000,000			470,000,000	001	16	70	088	00	2020	3
Early Intervention.....	135,625,000		189,875,000		325,500,000	001	16	10	123	00	2020	3
Individuals with Disabilities Education (F).....		16,000,000			16,000,000	001	16	70	714	00	2020	3
Tuition for Orphans and Children Placed in Private Homes.....	20,000,000		28,000,000		48,000,000	001	16	10	114	00	2020	3
Payments in Lieu of Taxes.....	168,000		2,000		170,000	001	16	10	115	00	2020	3
Education of Migrant Laborers' Children.....	355,000		498,000		853,000	001	16	10	116	00	2020	3
PA Chartered Schools for the Deaf and Blind.....	29,180,000		28,377,000		57,557,000	001	16	10	097	00	2020	3
Special Education - Approved Private Schools.....	77,872,000		44,784,000		122,656,000	001	16	10	110	00	2020	3
School Food Services.....	30,000,000				30,000,000	001	16	10	087	00	2020	3
Food and Nutrition - Local (F).....		795,869,000			795,869,000	001	16	70	071	00	2020	3
School Employees' Social Security.....	64,568,000		8,900,000		73,468,000	001	16	10	136	00	2020	3
School Employees' Retirement.....	2,702,000,000				2,702,000,000	001	16	10	133	00	2020	3
ESEA - Title I - Local (F).....		850,000,000			850,000,000	001	16	70	075	00	2020	3
Improving Teacher Quality - Title II - Local (F).....		105,000,000			105,000,000	001	16	70	087	00	2020	3
Title IV 21st Century Community Learning Centers - Local (F).....		90,000,000			90,000,000	001	16	70	516	00	2020	3
Title III - Language Instruction for LEP & Immigrant Student (F).....		24,000,000			24,000,000	001	16	70	517	00	2020	3

GENERAL FUND
Additional Appropriations for 2020-21

Department/Appropriation	Current		Adjustment		Revised Appropriation	SAP Account Code						
	State	Federal	State	Federal		COPA Bus	SAP	Fiscal	Char.			
						Fund	Area	Fund	Year	Code		
Title VI - Rural & Low Income School - Local (F).....		1,830,000			1,830,000	001	16	70	518	00	2020	3
Student Support and Academic Enrichment - Local (F).....		60,000,000			60,000,000	001	16	71	107	00	2020	3
Services to Nonpublic Schools.....	87,939,000				87,939,000	001	16	10	103	00	2020	3
Textbooks, Materials and Equipment for Nonpublic Schools.....	26,751,000				26,751,000	001	16	10	104	00	2020	3
Public Library Subsidy.....	24,779,000		34,691,000		59,470,000	001	16	10	086	00	2020	3
Library Services for the Visually Impaired and Disabled.....	1,070,000		1,497,000		2,567,000	001	16	10	085	00	2020	3
Library Access.....	1,280,000		1,791,000		3,071,000	001	16	10	139	00	2020	3
Job Training and Education Programs.....	15,800,000		20,620,000		36,420,000	001	16	10	148	00	2020	3
Safe School Initiative.....	11,000,000				11,000,000	001	16	11	011	00	2020	3
Trauma-Informed Education.....	313,000		437,000		750,000	001	16	11	207	00	2020	3
Community Colleges.....	243,855,000				243,855,000	001	16	10	089	00	2020	3
Transfer to Community College Capital Fund.....	48,869,000				48,869,000	001	16	10	832	00	2020	3
Regional Community Colleges Services.....	2,136,000				2,136,000	001	16	10	134	00	2020	3
Northern PA Regional College.....	7,000,000				7,000,000	001	16	11	208	00	2020	3
Community Education Councils.....	2,393,000				2,393,000	001	16	10	098	00	2020	3
Sexual Assault Prevention.....	1,000,000				1,000,000	001	16	10	829	00	2020	3
Subtotal	12,864,038,000	2,648,251,000	475,518,000	0	15,987,807,000							
Department Total	12,864,038,000	2,648,251,000	475,518,000	0	15,987,807,000							
State System of Higher Education												
State Universities.....	477,470,000				477,470,000	001	90	10	634	00	2020	3
Thaddeus Stevens College of Technology												
Thaddeus Stevens College of Technology.....	18,701,000				18,701,000	001	64	10	876	00	2020	3
Higher Education Assistance Agency												
Grants to Students.....	310,733,000				310,733,000	001	39	10	400	00	2020	3
Pennsylvania Internship Program Grants.....	450,000				450,000	001	39	10	833	00	2020	3
Ready to Succeed Scholarships.....	5,550,000				5,550,000	001	39	11	071	00	2020	3
Matching Payments for Student Aid.....	13,121,000				13,121,000	001	39	10	401	00	2020	3
Institutional Assistance Grants.....	26,521,000				26,521,000	001	39	10	405	00	2020	3
Higher Education for the Disadvantaged.....	2,358,000				2,358,000	001	39	11	017	00	2020	3
Higher Education of Blind or Deaf Students.....	49,000				49,000	001	39	11	018	00	2020	3
Bond-Hill Scholarships.....	800,000				800,000	001	39	10	402	00	2020	3
Cheyney Keystone Academy.....	3,500,000				3,500,000	001	39	10	408	00	2020	3
Targeted Industry Cluster Scholarship Program.....	6,300,000				6,300,000	001	39	11	146	00	2020	3
Department Total	369,382,000	0			369,382,000							

GENERAL FUND
Additional Appropriations for 2020-21

Department/Appropriation	SAP Account Code				COPA Bus	Fund Area	Fund	Fiscal Year	Char. Code	
	Current		Adjustment							Revised Appropriation
	State	Federal	State	Federal						
Environmental Protection										
General Government Operations.....	6,366,000		8,729,000		15,095,000	001 35	10 390 00	2020	1	
Environmental Program Management.....	13,589,000		18,452,000		32,041,000	001 35	10 382 00	2020	1	
Coastal Zone Management (F).....		4,700,000			4,700,000	001 35	70 242 00	2020	1	
Construction Management Assistance Grants - Administration (F).....		1,400,000			1,400,000	001 35	70 268 00	2020	1	
Storm Water Permitting Initiative (F).....		2,300,000			2,300,000	001 35	70 264 00	2020	1	
Safe Drinking Water Act - Management (F).....		5,500,000			5,500,000	001 35	70 271 00	2020	1	
Water Pollution Control Grants - Management (F).....		5,500,000			5,500,000	001 35	70 272 00	2020	1	
Air Pollution Control Grants - Management (F).....		3,200,000			3,200,000	001 35	70 273 00	2020	1	
Surface Mine Conservation - Management (F).....		6,500,000			6,500,000	001 35	70 243 00	2020	1	
Wetland Protection Fund (F).....		840,000			840,000	001 35	70 255 00	2020	1	
Diagnostic X-Ray Equipment Testing (F).....		550,000			550,000	001 35	70 247 00	2020	1	
Water Quality Outreach Operator Training (F).....		200,000			200,000	001 35	70 249 00	2020	1	
Water Quality Management Planning Grants (F).....		1,150,000			1,150,000	001 35	70 267 00	2020	1	
Small Operators Assistance (F).....		300,000			300,000	001 35	70 270 00	2020	1	
Wellhead Protection Fund (F).....		250,000			250,000	001 35	70 256 00	2020	1	
Indoor Radon Abatement (F).....		700,000			700,000	001 35	70 252 00	2020	1	
Non-Point Source Implementation (F).....		14,800,000			14,800,000	001 35	70 260 00	2020	1	
Hydroelectric Power Conservation Fund (F).....		51,000			51,000	001 35	70 254 00	2020	1	
Survey Studies (F).....		6,000,000			6,000,000	001 35	70 251 00	2020	1	
National Dam Safety (F).....		1,500,000			1,500,000	001 35	70 257 00	2020	1	
Training Reimbursement for Small Systems (F).....		3,500,000			3,500,000	001 35	70 523 00	2020	1	
State Energy Program (F).....		15,000,000			15,000,000	001 35	70 244 00	2020	1	
Pollution Prevention (F).....		800,000			800,000	001 35	70 269 00	2020	1	
Energy & Environmental Opportunities (F).....		1,200,000			1,200,000	001 35	70 265 00	2020	1	
Surface Mine Conservation (F).....		680,000			680,000	001 35	70 245 00	2020	1	
Multipurpose Grants to States and Tribes (F).....		600,000			600,000	001 35	71 062 00	2020	1	
Chesapeake Bay Agricultural Source Abatement.....	1,239,000		1,696,000		2,935,000	001 35	10 385 00	2020	1	
Chesapeake Bay Pollution Abatement (F).....		15,000,000			15,000,000	001 35	70 258 00	2020	1	
Environmental Protection Operations.....	39,987,000		54,215,000		94,202,000	001 35	10 381 00	2020	1	
EPA Planning Grant - Administration (F).....		8,400,000			8,400,000	001 35	70 253 00	2020	1	
Water Pollution Control Grants (F).....		8,900,000			8,900,000	001 35	70 261 00	2020	1	
Air Pollution Control Grants (F).....		5,500,000			5,500,000	001 35	70 262 00	2020	1	
Surface Mine Control and Reclamation (F).....		12,344,000			12,344,000	001 35	70 250 00	2020	1	
Training & Education of Underground Coal Miners (F).....		1,700,000			1,700,000	001 35	70 246 00	2020	1	
Construction Management Assistance Grants (F).....		350,000			350,000	001 35	70 266 00	2020	1	
Safe Drinking Water (F).....		5,700,000			5,700,000	001 35	70 259 00	2020	1	
Oil Pollution Spills Removal (F).....		1,000,000			1,000,000	001 35	70 274 00	2020	1	

GENERAL FUND
Additional Appropriations for 2020-21

Department/Appropriation	Current		Adjustment		Revised Appropriation	SAP Account Code						
	State	Federal	State	Federal		Fund	Area	Fund	Year	Char.		
											COPA	Bus
Black Fly Control and Research.....	1,399,000		1,948,000		3,347,000	001	35	10	386	00	2020	1
West Nile Virus and Zika Virus Control.....	2,241,000		3,104,000		5,345,000	001	35	10	389	00	2020	1
Delaware River Master.....	16,000		22,000		38,000	001	35	10	368	00	2020	3
Susquehanna River Basin Commission.....	86,000		119,000		205,000	001	35	10	376	00	2020	3
Interstate Commission on the Potomac River.....	10,000		13,000		23,000	001	35	10	375	00	2020	3
Delaware River Basin Commission.....	90,000		127,000		217,000	001	35	10	377	00	2020	3
Ohio River Valley Water Sanitation Commission.....	28,000		40,000		68,000	001	35	10	374	00	2020	3
Chesapeake Bay Commission.....	125,000		175,000		300,000	001	35	10	671	00	2020	3
Transfer to Conservation District Fund.....	1,044,000		1,462,000		2,506,000	001	35	10	372	00	2020	3
Interstate Mining Commission.....	6,000		9,000		15,000	001	35	10	378	00	2020	3
Department Total	66,226,000	136,115,000	90,111,000	0	292,452,000							
General Services												
General Government Operations.....	22,797,000		30,901,000		53,698,000	001	15	10	074	00	2020	1
Capitol Police Operations.....	5,414,000		7,298,000		12,712,000	001	15	10	067	00	2020	1
Rental, Relocation and Municipal Charges.....	11,351,000		11,351,000		22,702,000	001	15	10	070	00	2020	1
Utility Costs.....	9,478,000		14,468,000		23,946,000	001	15	10	075	00	2020	1
Excess Insurance Coverage.....	3,872,000		456,000		4,328,000	001	15	10	073	00	2020	1
Capitol Fire Protection.....	2,083,000		2,917,000		5,000,000	001	15	10	072	00	2020	1
Department Total	54,995,000	0	67,391,000	0	122,386,000							
Health												
General Government Operations.....	10,951,000		10,871,000		21,822,000	001	67	10	497	00	2020	1
WIC Administration and Operation (F).....		42,959,000			42,959,000	001	67	70	319	00	2020	1
Health Assessment (F).....		613,000			613,000	001	67	70	296	00	2020	1
PHHSBG - Administration and Operation (F).....		4,524,000			4,524,000	001	67	70	318	00	2020	1
MCHSBG - Administration and Operation (F).....		16,596,000			16,596,000	001	67	70	317	00	2020	1
Adult Blood Lead Epidemiology (F).....		167,000			167,000	001	67	70	340	00	2020	1
EMS for Children (F).....		304,000			304,000	001	67	70	329	00	2020	1
TB - Administration and Operation (F).....		1,270,000			1,270,000	001	67	70	298	00	2020	1
Lead - Administration and Operation (F).....		990,000			990,000	001	67	70	314	00	2020	1
AIDS Health Education - Administration and Operation (F).....		8,511,000			8,511,000	001	67	70	316	00	2020	1
Primary Care Cooperative Agreements (F).....		463,000			463,000	001	67	70	297	00	2020	1
HIV / AIDS Surveillance (F).....		444,000			444,000	001	67	70	331	00	2020	1
HIV Care - Administration and Operation (F).....		4,136,000			4,136,000	001	67	70	323	00	2020	1
Cancer Prevention and Control (F).....		7,921,000			7,921,000	001	67	70	529	00	2020	1
Special Preparedness Initiatives (F).....		500,000			500,000	001	67	71	005	00	2020	1

GENERAL FUND
Additional Appropriations for 2020-21

Department/Appropriation	SAP Account Code								
	Current		Adjustment		Revised Appropriation	COPA Bus	SAP	Fiscal	Char.
	State	Federal	State	Federal		Fund Area	Fund	Year	Code
State Loan Repayment Program (F).....		1,415,000			1,415,000	001 67 71 085 00	2020	1	
Environmental Public Health Tracking (F).....		190,000			190,000	001 67 70 528 00	2020	1	
Diabetes Programs.....	83,000		117,000		200,000	001 67 10 657 00	2020	3	
Quality Assurance.....	9,797,000		13,296,000		23,093,000	001 67 10 467 00	2020	1	
Medicare - Health Service Agency Certification (F).....		14,100,000			14,100,000	001 67 70 310 00	2020	1	
Medicaid Certification (F).....		11,300,000			11,300,000	001 67 70 315 00	2020	1	
Health Innovation.....	256,000		349,000		605,000	001 67 11 012 00	2020	1	
Rural Health (F).....		8,943,000			8,943,000	001 67 71 064 00	2020	1	
Vital Statistics.....	42,000		58,000		100,000	001 67 10 469 00	2020	1	
Cooperative Health Statistics (F).....		2,182,000			2,182,000	001 67 70 313 00	2020	1	
Health Statistics (F).....		103,000			103,000	001 67 70 301 00	2020	1	
Behavioral Risk Factor Surveillance System (F).....		565,000			565,000	001 67 70 952 00	2020	1	
State Laboratory.....	1,813,000		2,456,000		4,269,000	001 67 10 470 00	2020	1	
Clinical Laboratory Improvement (F).....		674,000			674,000	001 67 70 295 00	2020	1	
Epidemiology and Laboratory Surveillance and Response (F).....		6,327,000			6,327,000	001 67 70 307 00	2020	1	
Food Emergency Response (F).....		305,000			305,000	001 67 70 774 00	2020	1	
State Health Care Centers.....	9,377,000		2,677,000		12,054,000	001 67 10 471 00	2020	1	
Disease Control Immunization Program (F).....		14,269,000			14,269,000	001 67 70 304 00	2020	1	
PHHSBG - Block Program Services (F).....		7,108,000			7,108,000	001 67 70 300 00	2020	1	
Preventive Health Special Projects (F).....		2,788,000			2,788,000	001 67 70 339 00	2020	1	
Collaborative Chronic Disease Programs (F).....		5,591,000			5,591,000	001 67 70 953 00	2020	1	
Sexual Violence Prevention and Education (F).....		1,673,000			1,673,000	001 67 70 685 00	2020	1	
Live Healthy (F).....		4,703,000			4,703,000	001 67 71 036 00	2020	1	
Sexually Transmitted Disease Screening and Treatment.....	732,000		1,002,000		1,734,000	001 67 10 658 00	2020	1	
Survey and Follow-Up - Sexually Transmitted Diseases (F).....		3,195,000			3,195,000	001 67 70 305 00	2020	1	
Achieving Better Care - MAP Program.....	1,137,000		1,578,000		2,715,000	001 67 11 080 00	2020	1	
Prescription Drug Monitoring (F).....		18,124,000			18,124,000	001 67 71 037 00	2020	1	
Primary Health Care Practitioner.....	1,896,000		2,654,000		4,550,000	001 67 10 477 00	2020	3	
Community-Based Health Care Subsidy.....	833,000		1,167,000		2,000,000	001 67 11 055 00	2020	3	
Newborn Screening.....	2,955,000		4,137,000		7,092,000	001 67 10 502 00	2020	3	
Cancer Screening Services.....	1,068,000		1,495,000		2,563,000	001 67 11 014 00	2020	3	
AIDS Programs and Special Pharmaceutical Services.....	4,348,000		5,566,000		9,914,000	001 67 11 068 00	2020	3	
AIDS Health Education Program (F).....		2,613,000			2,613,000	001 67 71 015 00	2020	3	
AIDS Ryan White and HIV Care (F).....		61,864,000			61,864,000	001 67 71 016 00	2020	3	
Housing for Persons with AIDS (F).....		4,079,000			4,079,000	001 67 71 017 00	2020	3	
Regional Cancer Institutes.....	500,000		700,000		1,200,000	001 67 10 493 00	2020	3	
School District Health Services.....	14,425,000		20,195,000		34,620,000	001 67 10 654 00	2020	3	
Local Health Departments.....	25,421,000				25,421,000	001 67 10 652 00	2020	3	

GENERAL FUND
Additional Appropriations for 2020-21

Department/Appropriation	Current		Adjustment		Revised Appropriation	SAP Account Code				
	State	Federal	State	Federal		COPA Bus	SAP	Fiscal	Char.	
						Fund	Area	Fund	Year	Code
Local Health - Environmental.....	995,000		1,394,000		2,389,000	001	67	10 465 00	2020	3
Maternal and Child Health Services.....	569,000		436,000		1,005,000	001	67	10 651 00	2020	3
MCH Lead Poisoning Prevention and Abatement (F).....		2,375,000			2,375,000	001	67	70 293 00	2020	3
MCHSBG - Program Services (F).....		20,500,000			20,500,000	001	67	70 320 00	2020	3
Women, Infants and Children (WIC) (F).....		278,219,000			278,219,000	001	67	70 306 00	2020	3
Abstinence Education (F).....		4,609,000			4,609,000	001	67	70 335 00	2020	3
Traumatic Brain Injury (F).....		465,000			465,000	001	67	70 334 00	2020	3
Family Health Special Projects (F).....		4,557,000			4,557,000	001	67	70 324 00	2020	3
Screening Newborns (F).....		1,669,000			1,669,000	001	67	70 336 00	2020	3
Newborn Hearing Screening and Intervention (F).....		527,000			527,000	001	67	70 338 00	2020	3
Teenage Pregnancy Prevention (F).....		5,383,000			5,383,000	001	67	70 776 00	2020	3
Tuberculosis Screening and Treatment.....	380,000		533,000		913,000	001	67	10 461 00	2020	3
Tuberculosis Control Program (F).....		326,000			326,000	001	67	70 294 00	2020	3
Renal Dialysis.....	2,625,000		3,675,000		6,300,000	001	67	10 655 00	2020	3
Services for Children with Special Needs.....	720,000		1,008,000		1,728,000	001	67	10 479 00	2020	3
Adult Cystic Fibrosis & Other Chronic Respiratory Illnesses.....	313,000		437,000		750,000	001	67	10 463 00	2020	3
Cooley's Anemia.....	42,000		58,000		100,000	001	67	10 466 00	2020	3
Hemophilia.....	400,000		559,000		959,000	001	67	10 464 00	2020	3
Lupus.....	42,000		58,000		100,000	001	67	10 474 00	2020	3
Sickle Cell.....	525,000		735,000		1,260,000	001	67	10 462 00	2020	3
Lyme Disease.....	1,250,000		1,750,000		3,000,000	001	67	11 129 00	2020	3
Regional Poison Control Centers.....	292,000		408,000		700,000	001	67	10 475 00	2020	3
Trauma Prevention.....	192,000		268,000		460,000	001	67	10 473 00	2020	3
Epilepsy Support Services.....	229,000		321,000		550,000	001	67	10 491 00	2020	3
Bio-Technology Research.....	3,208,000		4,492,000		7,700,000	001	67	10 495 00	2020	3
Tourette's Syndrome.....	63,000		87,000		150,000	001	67	10 472 00	2020	3
Amyotrophic Lateral Sclerosis Support Services.....	354,000		496,000		850,000	001	67	11 043 00	2020	3
Leukemia/Lymphoma.....	83,000		117,000		200,000	001	67	11 130 00	2020	3
Department Total	97,916,000	580,139,000	85,150,000	0	763,205,000					
Human Services										
General Government Operations.....	44,952,000		61,283,000		106,235,000	001	21	10 263 00	2020	1
Medical Assistance - Administration (F).....		33,509,000			33,509,000	001	21	70 120 00	2020	1
SNAP - Administration (F).....		6,582,000			6,582,000	001	21	70 133 00	2020	1
SSBG - Administration (F).....		358,000			358,000	001	21	70 122 00	2020	1
TANFBG - Administration (F).....		15,208,000			15,208,000	001	21	70 193 00	2020	1
CCDFBG - Administration (F).....		31,201,000			31,201,000	001	21	70 174 00	2020	1
Child Welfare - Title IV-E - Administration (F).....		7,492,000			7,492,000	001	21	70 123 00	2020	1

GENERAL FUND
Additional Appropriations for 2020-21

Department/Appropriation	Current		Adjustment		Revised Appropriation	SAP Account Code						
	State	Federal	State	Federal		COPA Bus	SAP	Fiscal	Char.			
						Fund	Area	Fund	Year	Code		
Child Welfare Services - Administration (F).....		867,000			867,000	001	21	70	119	00	2020	1
Community-Based Family Resource and Support - Administration (F)....		689,000			689,000	001	21	70	205	00	2020	1
Developmental Disabilities - Basic Support (F).....		4,157,000			4,157,000	001	21	70	146	00	2020	1
Disabled Education - Administration (F).....		90,000			90,000	001	21	70	144	00	2020	1
Early Head Start Expansion Program (F).....		14,950,000			14,950,000	001	21	70	975	00	2020	1
MCH - Administration (F).....		207,000			207,000	001	21	70	955	00	2020	1
MHSBG - Administration (F).....		979,000			979,000	001	21	70	147	00	2020	1
Refugees and Persons Seeking Asylum - Administration (F).....		1,942,000			1,942,000	001	21	70	142	00	2020	1
Information Systems.....	35,919,000		49,986,000		85,905,000	001	21	10	257	00	2020	1
Medical Assistance - Information Systems (F).....		100,307,000			100,307,000	001	21	70	132	00	2020	1
SNAP - Information Systems (F).....		28,114,000			28,114,000	001	21	70	136	00	2020	1
TANFBG - Information Systems (F).....		11,189,000			11,189,000	001	21	70	194	00	2020	1
Child Welfare - Title IV-E - Information Systems (F).....		8,510,000			8,510,000	001	21	70	166	00	2020	1
Child Support Enforcement - Information Systems (F).....		9,639,000			9,639,000	001	21	70	163	00	2020	1
CHIP - Information Systems (F).....		14,868,000			14,868,000	001	21	71	074	00	2020	1
County Administration - Statewide.....	19,505,000		26,334,000		45,839,000	001	21	10	233	00	2020	1
Medical Assistance - Statewide (F).....		65,058,000			65,058,000	001	21	70	182	00	2020	1
SNAP - Statewide (F).....		38,484,000			38,484,000	001	21	70	183	00	2020	1
TANFBG - Statewide (F).....		1,072,000			1,072,000	001	21	70	179	00	2020	1
ARRA - Health Information Technology (F).....		12,385,000			12,385,000	001	21	77	917	00	2020	1
CHIP - Statewide (F).....				1,700,000	1,700,000	001	21	71	207	00	2020	1
County Assistance Offices.....	106,396,000		140,807,000		247,203,000	001	21	10	264	00	2020	1
Medical Assistance - County Assistance Offices (F).....		202,042,000		45,000,000	247,042,000	001	21	70	150	00	2020	1
TANFBG - County Assistance Offices (F).....		51,037,000			51,037,000	001	21	70	149	00	2020	1
SNAP - County Assistance Offices (F).....		128,490,000			128,490,000	001	21	70	164	00	2020	1
SSBG - County Assistance Offices (F).....		3,000,000			3,000,000	001	21	70	131	00	2020	1
LIHEABG - Administration (F).....		27,000,000			27,000,000	001	21	70	148	00	2020	1
Children's Health Insurance Administration.....	463,000		226,000		689,000	001	21	11	096	00	2020	1
Children's Health Insurance Administration (F).....		4,955,000			4,955,000	001	21	71	056	00	2020	1
Child Support Enforcement.....	6,791,000		9,459,000		16,250,000	001	21	10	238	00	2020	1
Child Support Enforcement - Title IV - D (F).....		159,007,000			159,007,000	001	21	70	151	00	2020	1
New Directions.....	6,534,000		8,591,000		15,125,000	001	21	10	244	00	2020	1
TANFBG - New Directions (F).....		126,197,000			126,197,000	001	21	70	121	00	2020	1
Medical Assistance - New Directions (F).....		8,161,000		7,000,000	15,161,000	001	21	70	206	00	2020	1
SNAP - New Directions (F).....		15,381,000			15,381,000	001	21	70	130	00	2020	1
Youth Development Institutions and Forestry Camps.....	26,541,000		8,341,000		34,882,000	001	21	10	261	00	2020	2
SSBG - Basic Institutional Programs (F).....		10,000,000			10,000,000	001	21	70	160	00	2020	2
Food Nutrition Services (F).....		650,000			650,000	001	21	70	172	00	2020	2

GENERAL FUND
Additional Appropriations for 2020-21

Department/Appropriation	SAP Account Code								
	Current		Adjustment		Revised Appropriation	COPA Bus	SAP	Fiscal	Char.
	State	Federal	State	Federal		Fund Area	Fund	Year	Code
Mental Health Services.....	334,654,000		490,043,000		824,697,000	001 21	10 248 00	2020	2
Medical Assistance - Mental Health (F).....		178,590,000			178,590,000	001 21	70 127 00	2020	2
Medicare Services - State Mental Hospitals (F).....		17,900,000			17,900,000	001 21	70 145 00	2020	2
Homeless Mentally Ill (F).....		2,496,000			2,496,000	001 21	70 154 00	2020	2
MHSBG - Community Mental Health Services (F).....		32,000,000			32,000,000	001 21	70 167 00	2020	2
SSBG - Community Mental Health Services (F).....		10,366,000			10,366,000	001 21	70 135 00	2020	2
Suicide Prevention (F).....		1,896,000			1,896,000	001 21	70 651 00	2020	2
Mental Health Data Infrastructure (F).....		145,000			145,000	001 21	70 522 00	2020	2
Promoting Integration of Health Care (F).....		3,500,000			3,500,000	001 21	71 076 00	2020	2
System of Care Expansion (F).....		7,000,000			7,000,000	001 21	70 976 00	2020	2
Youth Suicide Prevention (F).....		736,000			736,000	001 21	71 022 00	2020	2
Transition Age Youth (F).....		1,500,000			1,500,000	001 21	71 024 00	2020	2
Early Childhood Mental Health (F).....		500,000			500,000	001 21	71 086 00	2020	2
Treatment for Individuals Experiencing Homelessness (F).....		1,000,000			1,000,000	001 21	71 087 00	2020	2
Adolescents and Young Adults at High Risk for Psychosis (F).....		400,000			400,000	001 21	71 088 00	2020	2
Intellectual Disabilities - State Centers.....	48,186,000		53,208,000		101,394,000	001 21	10 249 00	2020	2
Medical Assistance - State Centers (F).....		149,795,000		3,264,000	153,059,000	001 21	70 409 00	2020	2
Medicare Services - State Centers (F).....		507,000			507,000	001 21	70 134 00	2020	2
Cash Grants.....	7,620,000		6,120,000		13,740,000	001 21	10 265 00	2020	3
TANFBG - Cash Grants (F).....		207,093,000			207,093,000	001 21	70 195 00	2020	3
Other Federal Support - Cash Grants (F).....		6,428,000			6,428,000	001 21	70 128 00	2020	3
LIHEABG - Low-Income Families and Individuals (F).....		188,563,000			188,563,000	001 21	70 168 00	2020	3
Refugees and Persons Seeking Asylum - Social Services (F).....		14,758,000			14,758,000	001 21	70 958 00	2020	3
Supplemental Grants - Aged, Blind and Disabled.....	51,190,000		70,614,000		121,804,000	001 21	10 252 00	2020	3
Medical Assistance - Capitation.....	2,661,083,000		-67,061,000		2,594,022,000	001 21	10 226 00	2020	3
Medical Assistance - Capitation (F).....		10,773,118,000		346,000,000	11,119,118,000	001 21	70 186 00	2020	3
Medical Assistance - Fee-for-Service.....	152,166,000		317,658,000		469,824,000	001 21	11 076 00	2020	3
Medical Assistance - Fee-for-Service (F).....		1,487,697,000		286,605,000	1,774,302,000	001 21	71 030 00	2020	3
ARRA - MA - Health Information Technology (F).....		45,000,000			45,000,000	001 21	77 933 00	2020	3
Payment to Federal Government - Medicare Drug Program.....	338,854,000		349,042,000		687,896,000	001 21	10 763 00	2020	3
Medical Assistance - Workers with Disabilities.....	34,086,000		26,432,000		60,518,000	001 21	10 996 00	2020	3
Medical Assistance - Workers with Disabilities (F).....		94,436,000			94,436,000	001 21	70 798 00	2020	3
Medical Assistance - Physician Practice Plans.....	4,196,000		4,568,000		8,764,000	001 21	10 952 00	2020	3
Medical Assistance - Physician Practice Plans (F).....		7,180,000		3,824,000	11,004,000	001 21	70 750 00	2020	3
Medical Assistance - Hospital-Based Burn Centers.....	1,849,000		2,072,000		3,921,000	001 21	10 789 00	2020	3
Medical Assistance - Hospital-Based Burn Centers (F).....		4,846,000		77,000	4,923,000	001 21	70 730 00	2020	3
Medical Assistance - Critical Access Hospitals.....	4,880,000		4,897,000		9,777,000	001 21	10 958 00	2020	3
Medical Assistance - Critical Access Hospitals (F).....		16,293,000			16,293,000	001 21	70 748 00	2020	3

GENERAL FUND
Additional Appropriations for 2020-21

Department/Appropriation	Current		Adjustment		Revised Appropriation	SAP Account Code				
	State	Federal	State	Federal		Fund	Area	Fund	Year	Char.
Medical Assistance - Obstetric and Neonatal Services.....	1,534,000		1,280,000		2,814,000	001	21	10 946 00	2020	3
Medical Assistance - Obstetric and Neonatal Services (F).....		7,296,000		4,000	7,300,000	001	21	70 729 00	2020	3
Medical Assistance - Trauma Centers.....	3,607,000		4,044,000		7,651,000	001	21	10 830 00	2020	3
Medical Assistance - Trauma Centers (F).....		9,453,000		153,000	9,606,000	001	21	70 578 00	2020	3
Medical Assistance - Academic Medical Centers.....	10,284,000		11,195,000		21,479,000	001	21	10 709 00	2020	3
Medical Assistance - Academic Medical Centers (F).....		19,036,000		8,338,000	27,374,000	001	21	70 649 00	2020	3
Medical Assistance - Transportation.....	26,637,000		34,056,000		60,693,000	001	21	10 232 00	2020	3
Medical Assistance - Transportation (F).....		83,514,000			83,514,000	001	21	70 185 00	2020	3
Expanded Medical Services for Women.....	2,610,000		3,653,000		6,263,000	001	21	10 254 00	2020	3
TANFBG - Alternatives to Abortion (F).....		1,000,000			1,000,000	001	21	70 527 00	2020	3
Children's Health Insurance Program.....	41,564,000		26,971,000		68,535,000	001	21	11 095 00	2020	3
Children's Health Insurance Program (F).....		352,142,000			352,142,000	001	21	71 055 00	2020	3
Medical Assistance - Long-Term Living.....	62,446,000		170,696,000		233,142,000	001	21	10 267 00	2020	3
Medical Assistance - Long-Term Living (F).....		107,890,000		46,554,000	154,444,000	001	21	70 161 00	2020	3
Medical Assistance - Community HealthChoices.....	1,375,944,000		1,574,556,000		2,950,500,000	001	21	11 133 00	2020	3
Medical Assistance - Community HealthChoices (F).....		5,112,710,000		314,437,000	5,427,147,000	001	21	71 089 00	2020	3
Long-Term Care Managed Care.....	71,383,000		75,459,000		146,842,000	001	21	11 025 00	2020	3
Medical Assistance - Long-Term Care Managed Care (F).....		187,182,000			187,182,000	001	21	70 960 00	2020	3
Intellectual Disabilities - Community Base Program.....	60,793,000		83,639,000		144,432,000	001	21	10 255 00	2020	3
Medical Assistance - Community ID Services (F).....		59,723,000			59,723,000	001	21	70 175 00	2020	3
SSBG - Community ID Services (F).....		7,451,000			7,451,000	001	21	70 177 00	2020	3
Intellectual Disabilities - Intermediate Care Facilities.....	66,598,000		68,463,000		135,061,000	001	21	10 251 00	2020	3
Medical Assistance - ID/ICF (F).....		194,752,000			194,752,000	001	21	70 129 00	2020	3
Intellectual Disabilities - Community Waiver Program.....	784,163,000		861,144,000		1,645,307,000	001	21	10 975 00	2020	3
Medical Assistance - Community ID Waiver Program (F).....		1,984,147,000			1,984,147,000	001	21	70 600 00	2020	3
Intellectual Disabilities - Lansdowne Residential Services.....	83,000		117,000		200,000	001	21	10 236 00	2020	3
Autism Intervention and Services.....	12,435,000		14,013,000		26,448,000	001	21	10 741 00	2020	3
Medical Assistance - Autism Intervention Services (F).....		27,438,000			27,438,000	001	21	70 711 00	2020	3
Behavioral Health Services.....	23,812,000		33,337,000		57,149,000	001	21	10 262 00	2020	3
Access to Medication-Assisted Treatment (F).....		1,500,000			1,500,000	001	21	71 066 00	2020	3
Special Pharmaceutical Services.....	313,000		439,000		752,000	001	21	10 227 00	2020	3
County Child Welfare.....	1,101,907,000		64,541,000		1,166,448,000	001	21	10 266 00	2020	3
Child Welfare Services (F).....		34,719,000			34,719,000	001	21	70 155 00	2020	3
Child Welfare - Title IV-E (F).....		440,805,000			440,805,000	001	21	70 157 00	2020	3
Medical Assistance - Child Welfare (F).....		1,824,000			1,824,000	001	21	70 169 00	2020	3
TANFBG - Child Welfare (F).....		58,508,000			58,508,000	001	21	70 197 00	2020	3
SSBG - Child Welfare (F).....		12,021,000			12,021,000	001	21	70 159 00	2020	3
Child Welfare Training and Certification (F).....		18,665,000			18,665,000	001	21	70 171 00	2020	3

GENERAL FUND
Additional Appropriations for 2020-21

Department/Appropriation	Current		Adjustment		Revised Appropriation	SAP Account Code						
	State	Federal	State	Federal		COPA Bus	SAP	Fiscal	Char.			
						Fund	Area	Fund	Year	Code		
Community-Based Family Resource and Support (F).....		143,000			143,000	001	21	70	204	00	2020	3
Child Abuse Prevention and Treatment (F).....		4,608,000			4,608,000	001	21	70	707	00	2020	3
Title IV-B - Caseworker Visits (F).....		1,365,000			1,365,000	001	21	70	718	00	2020	3
Children's Justice Act (F).....		1,150,000			1,150,000	001	21	70	977	00	2020	3
Community-Based Family Centers.....	7,733,000		11,825,000		19,558,000	001	21	10	256	00	2020	3
Family Preservation - Family Centers (F).....		2,691,000			2,691,000	001	21	70	191	00	2020	3
Family Resource and Support - Family Centers (F).....		480,000			480,000	001	21	70	118	00	2020	3
Title IV-B - Family Centers (F).....		5,871,000			5,871,000	001	21	70	661	00	2020	3
MCH - Early Childhood Home Visiting (F).....		16,300,000			16,300,000	001	21	70	791	00	2020	3
Child Care Services.....	65,201,000		91,281,000		156,482,000	001	21	10	253	00	2020	3
CCDFBG - Child Care Services (F).....		431,136,000			431,136,000	001	21	70	199	00	2020	3
CCDFBG - School Age (F).....		1,260,000			1,260,000	001	21	70	137	00	2020	3
SSBG - Child Care Services (F).....		30,977,000			30,977,000	001	21	70	158	00	2020	3
Head Start Collaboration Project (F).....		225,000			225,000	001	21	70	192	00	2020	3
Child Care Assistance.....	45,785,000		64,100,000		109,885,000	001	21	10	912	00	2020	3
TANFBG - Child Care Assistance (F).....		230,306,000			230,306,000	001	21	70	719	00	2020	3
CCDFBG - Child Care Assistance (F).....		38,710,000			38,710,000	001	21	70	720	00	2020	3
SNAP - Child Care Assistance (F).....		2,194,000			2,194,000	001	21	70	721	00	2020	3
Nurse Family Partnership.....	5,491,000		7,508,000		12,999,000	001	21	10	760	00	2020	3
Medical Assistance - Nurse Family Partnership (F).....		2,544,000			2,544,000	001	21	70	669	00	2020	3
Early Intervention.....	78,870,000		99,557,000		178,427,000	001	21	10	235	00	2020	3
Medical Assistance - Early Intervention (F).....		76,978,000			76,978,000	001	21	70	184	00	2020	3
Education for Children with Disabilities-Early Intervention (F).....		15,026,000			15,026,000	001	21	70	170	00	2020	3
Domestic Violence.....	7,955,000		11,138,000		19,093,000	001	21	10	229	00	2020	3
Family Violence Prevention Services (F).....		3,739,000			3,739,000	001	21	70	189	00	2020	3
SSBG - Domestic Violence Programs (F).....		5,705,000			5,705,000	001	21	70	124	00	2020	3
Rape Crisis.....	4,550,000		6,371,000		10,921,000	001	21	10	250	00	2020	3
SSBG - Rape Crisis (F).....		1,721,000			1,721,000	001	21	70	176	00	2020	3
Breast Cancer Screening.....	718,000		1,005,000		1,723,000	001	21	10	245	00	2020	3
SSBG - Family Planning (F).....		2,000,000			2,000,000	001	21	70	165	00	2020	3
Human Services Development Fund.....	5,608,000		7,852,000		13,460,000	001	21	10	230	00	2020	3
Legal Services.....	1,109,000		1,552,000		2,661,000	001	21	10	247	00	2020	3
SSBG - Legal Services (F).....		5,049,000			5,049,000	001	21	70	187	00	2020	3
Homeless Assistance.....	7,707,000		10,789,000		18,496,000	001	21	10	258	00	2020	3
SSBG - Homeless Services (F).....		4,183,000			4,183,000	001	21	70	125	00	2020	3
211 Communications.....	313,000		437,000		750,000	001	21	11	132	00	2020	3
Health Program Assistance and Services.....	5,552,000		8,063,000		13,615,000	001	21	11	122	00	2020	3
Services for the Visually Impaired.....	1,293,000		1,809,000		3,102,000	001	21	11	121	00	2020	3

GENERAL FUND
Additional Appropriations for 2020-21

Department/Appropriation					SAP Account Code				
	Current		Adjustment		Revised Appropriation	COPA Bus	SAP	Fiscal	Char.
	State	Federal	State	Federal		Fund Area	Fund	Year	Code
Department Total	7,769,863,000	24,003,657,000	4,913,510,000	1,062,956,000	37,749,986,000				
Insurance									
Insurance Market Reform (F).....		5,000,000			5,000,000	001 79	71 077 00	2020	3
Labor and Industry									
General Government Operations.....	5,750,000		7,874,000		13,624,000	001 12	10 031 00	2020	1
Workforce Innovation and Opportunity Act - Administration (F).....		11,000,000			11,000,000	001 12	70 023 00	2020	1
Community Service and Corps (F).....		13,235,000			13,235,000	001 12	70 027 00	2020	1
Disability Determination (F).....		147,539,000		6,500,000	154,039,000	001 12	70 029 00	2020	1
New Hires (F).....		1,757,000			1,757,000	001 12	70 024 00	2020	1
Occupational and Industrial Safety.....	1,228,000		1,717,000		2,945,000	001 12	10 028 00	2020	1
Lead Certification and Accreditation (F).....		494,000			494,000	001 12	71 078 00	2020	1
Occupational Disease Payments.....	89,000		124,000		213,000	001 12	10 018 00	2020	3
Transfer to Vocational Rehabilitation Fund.....	19,976,000		27,966,000		47,942,000	001 12	10 016 00	2020	3
Supported Employment.....	165,000		232,000		397,000	001 12	10 020 00	2020	3
Centers for Independent Living.....	813,000		1,137,000		1,950,000	001 12	10 030 00	2020	3
Workers' Compensation Payments.....	160,000		224,000		384,000	001 12	10 017 00	2020	3
New Choices / New Options.....	313,000		437,000		750,000	001 12	10 967 00	2020	3
Assistive Technology Financing.....	198,000		277,000		475,000	001 12	11 035 00	2020	3
Assistive Technology Demonstration and Training.....	188,000		262,000		450,000	001 12	11 036 00	2020	3
Reed Act - Unemployment Insurance (F).....		5,000,000			5,000,000	001 12	70 018 00	2020	3
Reed Act - Employment Services (F).....		72,000,000			72,000,000	001 12	70 480 00	2020	3
WIOA - Adult Employment and Training (F).....		50,000,000			50,000,000	001 12	70 020 00	2020	3
WIOA - Youth Employment and Training (F).....		52,000,000			52,000,000	001 12	70 021 00	2020	3
WIOA - Statewide Activities (F).....		25,000,000			25,000,000	001 12	70 022 00	2020	3
WIOA - Dislocated Workers (F).....		109,000,000			109,000,000	001 12	70 019 00	2020	3
TANFBG - Youth Employment and Training (F).....		25,000,000			25,000,000	001 12	70 026 00	2020	3
Industry Partnerships.....	1,172,000		1,641,000		2,813,000	001 12	10 707 00	2020	3
Apprenticeship Training.....	2,917,000		4,083,000		7,000,000	001 12	11 136 00	2020	3
Department Total	32,969,000	512,025,000	45,974,000	6,500,000	597,468,000				
Military and Veterans Affairs									
General Government Operations.....	13,810,000		18,780,000		32,590,000	001 13	10 053 00	2020	1
National Guard Youth Challenge Program.....	417,000		1,076,000		1,493,000	001 13	11 147 00	2020	1
Facilities Maintenance (F).....		84,000,000			84,000,000	001 13	70 035 00	2020	1
Federal Construction Grants (F).....		25,000,000			25,000,000	001 13	70 481 00	2020	1
Burial Detail Honor Guard.....	41,000		58,000		99,000	001 13	10 051 00	2020	1

GENERAL FUND
Additional Appropriations for 2020-21

Department/Appropriation	Current		Adjustment		Revised Appropriation	SAP Account Code					
	State	Federal	State	Federal		Fund	Area	Fund	Year	Char.	
											COPA Bus
American Battle Monuments.....	21,000		29,000		50,000	001	13	10 041	00	2020	1
Armory Maintenance and Repair.....	102,000		1,043,000		1,145,000	001	13	10 043	00	2020	1
Special State Duty.....	15,000		20,000		35,000	001	13	10 048	00	2020	1
Veterans Homes.....	41,653,000		58,668,000		100,321,000	001	13	10 702	00	2020	2
Operations and Maintenance (F).....		56,844,000			56,844,000	001	13	70 602	00	2020	2
Medical Reimbursements (F).....		159,000			159,000	001	13	70 603	00	2020	2
Enhanced Veterans Reimbursement (F).....		34,791,000		1,869,000	36,660,000	001	13	70 746	00	2020	2
Education of Veterans Children.....	125,000				125,000	001	13	10 034	00	2020	3
Transfer to Educational Assistance Program Fund.....	13,265,000				13,265,000	001	13	10 705	00	2020	3
Blind Veterans Pension.....	222,000				222,000	001	13	10 036	00	2020	3
Amputee and Paralyzed Veterans Pension.....	3,714,000				3,714,000	001	13	10 045	00	2020	3
National Guard Pension.....	5,000				5,000	001	13	10 035	00	2020	3
Supplemental Life Insurance Premiums.....	68,000		96,000		164,000	001	13	10 785	00	2020	3
Civil Air Patrol.....	42,000		58,000		100,000	001	13	10 050	00	2020	3
Disabled American Veterans Transportation.....	336,000				336,000	001	13	10 660	00	2020	3
Veterans Outreach Services.....	1,570,000		1,569,000		3,139,000	001	13	10 936	00	2020	3
Department Total	75,406,000	200,794,000	81,397,000	1,869,000	359,466,000						
Revenue											
General Government Operations.....	61,880,000		81,074,000		142,954,000	001	18	10 208	00	2020	1
Technology and Process Modernization.....	2,083,000		2,667,000		4,750,000	001	18	10 953	00	2020	1
Distribution of Public Utility Realty Tax.....	28,017,000		1,196,000		29,213,000	001	18	10 209	00	2020	3
Department Total	91,980,000	0	84,937,000	0	176,917,000						
State											
General Government Operations.....	1,800,000		2,439,000		4,239,000	001	19	10 213	00	2020	1
Federal Election Reform (F).....		30,194,000			30,194,000	001	19	70 490	00	2020	1
Statewide Uniform Registry of Electors.....	3,044,000		4,261,000		7,305,000	001	19	10 759	00	2020	1
Voter Registration and Education.....	206,000		279,000		485,000	001	19	10 212	00	2020	1
Lobbying Disclosure.....	123,000		160,000		283,000	001	19	10 903	00	2020	1
Electoral College.....	10,000				10,000	001	19	10 211	00	2020	1
Election Code Debt Service.....	5,250,000		3,794,000		9,044,000	001	19	11 170	00	2020	3
Voting of Citizens in Military Service.....	20,000				20,000	001	19	10 210	00	2020	3
Department Total	10,453,000	30,194,000	10,933,000	0	51,580,000						

GENERAL FUND
Additional Appropriations for 2020-21

Department/Appropriation	Current		Adjustment		Revised Appropriation	SAP Account Code				
	State	Federal	State	Federal		COPA Bus	SAP	Fiscal	Char.	
	Fund	Area	Fund	Year		Code				
Transportation										
FTA - Capital Improvement Grants (F).....		30,000,000			30,000,000	001	78	70	362	00 2020 3
TEA 21 - Access to Jobs (F).....		2,000,000			2,000,000	001	78	70	360	00 2020 3
Surface Transportation Assistance (F).....		750,000			750,000	001	78	70	358	00 2020 3
Surface Transportation - Operating (F).....		15,000,000			15,000,000	001	78	70	356	00 2020 3
Surface Transportation Assistance Capital (F).....		40,000,000			40,000,000	001	78	70	357	00 2020 3
FTA - Safety Oversight (F).....		3,000,000			3,000,000	001	78	71	027	00 2020 3
FTA - Keystone Corridor Equipment & Purchases (F).....		60,000,000			60,000,000	001	78	70	361	00 2020 3
FTA - Hybrid Mass Transit Vehicles (F).....		30,000,000			30,000,000	001	78	70	752	00 2020 3
Line and Track Improvement (F).....				3,000,000	3,000,000	001	78	71	067	00 2020 3
FRA - State of Good Repair (F).....		15,000,000			15,000,000	001	78	71	112	00 2020 3
Vehicle Sales Tax Collections.....	273,000		382,000		655,000	001	78	10	568	00 2020 1
Infrastructure Projects.....	792,000		1,108,000		1,900,000	001	78	11	148	00 2020 1
Voter Registration.....	217,000		356,000		573,000	001	78	10	567	00 2020 1
Department Total	1,282,000	195,750,000	1,846,000	3,000,000	201,878,000					
State Police										
General Government Operations.....	172,123,000		11,130,000		183,253,000	001	20	10	220	00 2020 1
Area Computer Crime (F).....		10,555,000			10,555,000	001	20	70	541	00 2020 1
Law Enforcement Information Technology.....	2,875,000		4,024,000		6,899,000	001	20	10	216	00 2020 1
Statewide Public Safety Radio System.....	5,022,000		7,011,000		12,033,000	001	20	11	040	00 2020 1
Broadband Network Planning (F).....		4,050,000			4,050,000	001	20	71	007	00 2020 1
Municipal Police Training.....	712,000		996,000		1,708,000	001	20	10	214	00 2020 1
Automated Fingerprint Identification System.....	369,000		516,000		885,000	001	20	10	217	00 2020 1
Gun Checks.....	1,833,000		2,567,000		4,400,000	001	20	10	221	00 2020 1
Department Total	182,934,000	14,605,000	26,244,000	0	223,783,000					
Emergency Management Agency										
General Government Operations.....	5,634,000		7,753,000		13,387,000	001	31	10	355	00 2020 1
Civil Preparedness (F).....		21,000,000			21,000,000	001	31	70	239	00 2020 1
Hazardous Materials Planning and Training (F).....		1,500,000			1,500,000	001	31	70	241	00 2020 1
State Fire Commissioner.....	1,187,000		1,620,000		2,807,000	001	31	10	354	00 2020 1
Fire Prevention (F).....		42,000			42,000	001	31	70	238	00 2020 1
Disaster Relief.....	16,700,000				16,700,000	001	31	30	357	00 2020 3
Search and Rescue.....	104,000		146,000		250,000	001	31	11	069	00 2020 3
Firefighters Memorial Flags.....	4,000		6,000		10,000	001	31	10	352	00 2020 3
Red Cross Extended Care Program.....	104,000		146,000		250,000	001	31	10	349	00 2020 3

GENERAL FUND
Additional Appropriations for 2020-21

Department/Appropriation	Current		Adjustment		Revised Appropriation	SAP Account Code				
	State	Federal	State	Federal		COPA Bus	SAP	Fiscal	Char.	
						Fund	Area	Fund	Year	Code
Department Total	23,733,000	22,542,000	9,671,000	0	55,946,000					
Historical and Museum Commission										
General Government Operations.....	8,981,000		12,169,000		21,150,000	001	30	10 347 00	2020	1
Historic Preservation (F).....		2,050,000			2,050,000	001	30	70 235 00	2020	1
Surface Mining Review (F).....		150,000			150,000	001	30	70 507 00	2020	1
Environmental Review (F).....		348,000			348,000	001	30	70 509 00	2020	1
American Battlefield Protection Program (F).....		2,000,000			2,000,000	001	30	71 028 00	2020	1
Appalachian Development (F).....		100,000			100,000	001	30	71 090 00	2020	1
Cultural and Historical Support.....	833,000		1,167,000		2,000,000	001	30	11 057 00	2020	3
Department Total	9,814,000	4,648,000	13,336,000	0	27,798,000					
Infrastructure Investment Authority										
Sewage Projects Revolving Loan Fund (F).....		127,200,000			127,200,000	001	33	70 412 00	2020	3
Drinking Water Projects Revolving Loan Fund (F).....		66,982,000			66,982,000	001	33	70 411 00	2020	3
Infrastructure Improvement Projects (F).....		1,740,000			1,740,000	001	33	71 113 00	2020	3
Department Total	0	195,922,000			195,922,000					
Environmental Hearing Board										
Environmental Hearing Board.....	1,073,000		1,481,000		2,554,000	001	37	10 393 00	2020	1
Health Care Cost Containment Council										
Health Care Cost Containment Council.....	1,398,000		1,769,000		3,167,000	001	43	30 309 00	2020	1
Ethics Commission										
State Ethics Commission.....	1,256,000		1,676,000		2,932,000	001	40	10 677 00	2020	1
Judiciary										
Supreme Court										
Supreme Court.....	7,146,000		10,004,000		17,150,000	001	51	10 417 00	2020	1
Interbranch Commission.....	146,000		204,000		350,000	001	51	10 913 00	2020	1
Court Management Education.....	30,000		43,000		73,000	001	51	10 429 00	2020	1
Rules Committees.....	665,000		930,000		1,595,000	001	51	11 019 00	2020	1
District Court Administrators.....	8,190,000		11,467,000		19,657,000	001	51	10 430 00	2020	1
Justice Expenses.....	49,000		69,000		118,000	001	51	10 420 00	2020	1
Office of Elder Justice in the Courts.....	207,000		289,000		496,000	001	51	11 110 00	2020	1
Judicial Council.....	59,000		82,000		141,000	001	51	10 431 00	2020	1

GENERAL FUND
Additional Appropriations for 2020-21

Department/Appropriation					SAP Account Code				
	Current		Adjustment		Revised Appropriation	COPA Bus	SAP	Fiscal	Char.
	State	Federal	State	Federal		Fund Area	Fund	Year	Code
Judicial Center Operations.....	339,000		475,000		814,000	001 51	10 956 00	2020	1
Court Administrator.....	4,824,000		6,753,000		11,577,000	001 51	10 414 00	2020	1
Court Improvement Project (F).....		1,130,000			1,130,000	001 51	70 654 00	2020	1
Adult Drug Court Outcome Evaluation (F).....		225,000			225,000	001 51	71 068 00	2020	1
Language Access Grant (F).....		50,000			50,000	001 51	71 091 00	2020	1
PA Reestablishment Analysis of Magisterial District Courts (F).....		80,000			80,000	001 51	71 114 00	2020	1
Integrated Criminal Justice System.....	988,000		1,384,000		2,372,000	001 51	10 426 00	2020	1
Unified Judicial System Security.....	834,000		1,168,000		2,002,000	001 51	30 249 00	2020	1
Subtotal	23,477,000	1,485,000	32,868,000	0	57,830,000				
Superior Court									
Superior Court.....	13,490,000		18,887,000		32,377,000	001 52	10 432 00	2020	1
Judges Expenses.....	76,000		107,000		183,000	001 52	10 433 00	2020	1
Subtotal	13,566,000	0	18,994,000	0	32,560,000				
Commonwealth Court									
Commonwealth Court.....	8,830,000		12,362,000		21,192,000	001 58	10 447 00	2020	1
Judges Expenses.....	55,000		77,000		132,000	001 58	10 448 00	2020	1
Subtotal	8,885,000	0	12,439,000	0	21,324,000				
Courts of Common Pleas									
Courts of Common Pleas.....	49,058,000		68,681,000		117,739,000	001 53	10 435 00	2020	1
Senior Judges.....	1,668,000		2,336,000		4,004,000	001 53	10 436 00	2020	1
Judicial Education.....	520,000		727,000		1,247,000	001 53	10 437 00	2020	1
Ethics Committee.....	26,000		36,000		62,000	001 53	10 438 00	2020	1
Problem-Solving Courts.....	460,000		643,000		1,103,000	001 53	11 044 00	2020	1
Subtotal	51,732,000	0	72,423,000	0	124,155,000				
Magisterial District Judges									
Magisterial District Judges.....	34,501,000		48,301,000		82,802,000	001 59	10 451 00	2020	1
Magisterial District Judge Education.....	310,000		434,000		744,000	001 59	10 452 00	2020	1
Subtotal	34,811,000	0	48,735,000	0	83,546,000				
Philadelphia Courts									
Municipal Court.....	3,248,000		4,546,000		7,794,000	001 62	10 456 00	2020	1

GENERAL FUND
Additional Appropriations for 2020-21

Department/Appropriation					Revised Appropriation	SAP Account Code				
	Current		Adjustment			COPA Bus	SAP	Fiscal	Char.	
	State	Federal	State	Federal		Fund	Area	Fund	Year	Code
Subtotal	3,248,000	0	4,546,000	0	7,794,000					
Judicial Conduct										
Judicial Conduct Board.....	1,028,000		1,440,000		2,468,000	001	51	10 423	00	2020 1
Court of Judicial Discipline.....	195,000		273,000		468,000	001	51	10 424	00	2020 1
Subtotal	1,223,000	0	1,713,000	0	2,936,000					
Reimbursement of County Costs										
Juror Cost Reimbursement.....	466,000		652,000		1,118,000	001	57	10 440	00	2020 3
County Court Reimbursement.....	9,640,000		13,496,000		23,136,000	001	57	10 439	00	2020 3
Senior Judge Reimbursement.....	573,000		802,000		1,375,000	001	57	10 441	00	2020 3
Court Interpreter County Grant.....	625,000		875,000		1,500,000	001	57	11 091	00	2020 3
Subtotal	11,304,000	0	15,825,000	0	27,129,000					
Department Total	148,246,000	1,485,000	207,543,000	0	357,274,000					
Legislature										
Senate										
Senators' Salaries.....	3,693,000		5,171,000		8,864,000	001	41	30 037	00	2020 1
Employees of Chief Clerk.....	1,285,000		1,800,000		3,085,000	001	41	30 039	00	2020 1
Salaried Officers and Employees.....	5,822,000		8,151,000		13,973,000	001	41	30 040	00	2020 1
Incidental Expenses.....	1,498,000		2,097,000		3,595,000	001	41	30 060	00	2020 1
Expenses - Senators.....	590,000		826,000		1,416,000	001	41	30 062	00	2020 1
Legislative Printing and Expenses.....	3,353,000		4,695,000		8,048,000	001	41	30 063	00	2020 1
Committee on Appropriations (R) and (D).....	1,256,000		1,759,000		3,015,000	001	41	30 192	00	2020 1
Caucus Operations (R) and (D).....	33,275,000		46,586,000		79,861,000	001	41	30 211	00	2020 1
Subtotal	50,772,000	0	71,085,000	0	121,857,000					
House of Representatives										
Members' Salaries, Speaker's Extra Compensation.....	14,704,000		20,586,000		35,290,000	001	42	30 073	00	2020 1
Caucus Operations (R) and (D).....	55,573,000		77,802,000		133,375,000	001	42	30 307	00	2020 1
Speaker's Office.....	754,000		1,056,000		1,810,000	001	42	30 077	00	2020 1
Bi-Partisan Committee, Chief Clerk, Comptroller and EMS.....	6,181,000		8,653,000		14,834,000	001	42	30 078	00	2020 1
Mileage - Representatives, Officers and Employees.....	238,000		334,000		572,000	001	42	30 080	00	2020 1
Chief Clerk and Legislative Journal.....	1,173,000		1,643,000		2,816,000	001	42	30 082	00	2020 1

GENERAL FUND
Additional Appropriations for 2020-21

Department/Appropriation	Current		Adjustment		Revised Appropriation	SAP Account Code						
	State	Federal	State	Federal		Fund	Area	SAP Fund	Fiscal Year	Char. Code		
											COPA Bus	
Contingent Expenses (R) and (D).....	504,000		705,000		1,209,000	001	42	30	198	00	2020	1
Incidental Expenses.....	3,154,000		4,415,000		7,569,000	001	42	30	095	00	2020	1
Expenses - Representatives.....	1,771,000		2,480,000		4,251,000	001	42	30	099	00	2020	1
Legislative Printing and Expenses.....	4,448,000		6,226,000		10,674,000	001	42	30	100	00	2020	1
Committee on Appropriations (R).....	1,343,000		1,880,000		3,223,000	001	42	30	097	00	2020	1
Committee on Appropriations (D).....	1,343,000		1,880,000		3,223,000	001	42	30	105	00	2020	1
Special Leadership Account (R).....	2,519,000		3,526,000		6,045,000	001	42	30	102	00	2020	1
Special Leadership Account (D).....	2,519,000		3,526,000		6,045,000	001	42	30	103	00	2020	1
Subtotal	96,224,000	0	134,712,000	0	230,936,000							
Department Total	146,996,000	0	205,797,000	0	352,793,000							
Government Support Agencies												
Legislative Reference Bureau												
Legislative Reference Bureau - Salaries and Expenses.....	4,038,000		5,653,000		9,691,000	001	44	30	115	00	2020	1
Printing of PA Bulletin and PA Code.....	369,000		517,000		886,000	001	44	30	117	00	2020	1
Contingent Expenses.....	10,000		15,000		25,000	001	44	30	359	00	2020	1
Subtotal	4,417,000	0	6,185,000	0	10,602,000							
Miscellaneous and Commissions												
Legislative Budget and Finance Committee.....	842,000		1,178,000		2,020,000	001	47	30	134	00	2020	1
Legislative Data Processing Center.....	13,440,000		18,815,000		32,255,000	001	48	30	135	00	2020	1
LDP - Information Technology Modernization.....	1,042,000		1,458,000		2,500,000	001	48	30	360	00	2020	1
Joint State Government Commission.....	709,000		992,000		1,701,000	001	46	30	133	00	2020	1
Local Government Commission.....	535,000		748,000		1,283,000	001	45	30	118	00	2020	1
Local Government Codes.....	10,000		14,000		24,000	001	45	30	121	00	2020	1
Legislative Audit Advisory Commission.....	119,000		166,000		285,000	001	45	30	119	00	2020	1
Independent Regulatory Review Commission.....	898,000		1,257,000		2,155,000	001	63	30	138	00	2020	1
Capitol Preservation Committee.....	345,000		482,000		827,000	001	45	30	122	00	2020	1
Capitol Restoration.....	1,315,000		1,842,000		3,157,000	001	45	30	123	00	2020	1
Commission on Sentencing.....	1,064,000		1,489,000		2,553,000	001	45	30	127	00	2020	1
Center for Rural Pennsylvania.....	470,000		658,000		1,128,000	001	45	30	129	00	2020	1
Commonwealth Mail Processing Center.....	1,493,000		2,090,000		3,583,000	001	45	30	721	00	2020	1
Legislative Reapportionment Commission.....	439,000		614,000		1,053,000	001	45	30	131	00	2020	1
Independent Fiscal Office.....	976,000		1,367,000		2,343,000	001	45	30	308	00	2020	1
Subtotal	23,697,000	0	33,170,000	0	56,867,000							

GENERAL FUND
Additional Appropriations for 2020-21

Department/Appropriation	Current		Adjustment		Revised Appropriation	SAP Account Code				
	State	Federal	State	Federal		COPA Bus	SAP	Fiscal	Char.	
						Fund	Area	Fund	Year	Code
Department Total	28,114,000	0	39,355,000	0	67,469,000					
Total	25,140,761,000	29,578,667,000	7,348,074,000	1,077,522,000	63,145,024,000					

**COMMONWEALTH OF PENNSYLVANIA
OFFICE OF THE BUDGET**

DATE: January 15, 2021
SUBJECT: Expenditure Symbol Notification Number 20-172
TO: Honorable Joe Torsella
 State Treasurer
FROM: Jen Swails
 Secretary of the Budget



Act 132 of 2020 established the Unserved High-Speed Broadband Funding Program within the Commonwealth Financing Authority. The expenditure symbol established below in accordance with Section 9 will be utilized to provide funding during the fiscal year July 01, 2020 to June 30, 2021.

		<u>SAP Account Code</u>				
	<u>Amount</u>	<u>COPA Fund</u>	<u>Business Area</u>	<u>SAP Fund</u>	<u>Fiscal Year</u>	<u>Char Code</u>
FROM: <u>General Fund</u>						
TO: <u>Executive Office</u>						
Transfer to Commonwealth Financing Agency [FA – 1000]	\$5,000,000.00	001	81	11 172 00	2020	1

*This document is available on the Office of Budget FTP server:
obftp.state.pa.us/ESN/20-172.doc*

cc: The Honorable Eugene DePasquale
 Mr. Scott Kennedy
 Ms. Tammy Blymire
 Ms. Donetta M. D'Innocenzo

Mr. Joseph Weber
 Mr. Keith Welks
 Mr. Edward Palmer
 Ms. Jen Benko

February 5, 2021

Expenditure Symbol Notification Number 20-174


Honorable Stacy Garrity
State Treasurer
Room 129, Finance Building
Harrisburg, Pennsylvania 17120

Dear Treasurer Garrity,

I am hereby authorizing the following adjustment Executive Authorization for payment during the fiscal year July 1, 2020 to June 30, 2021:

	<u>Current Amount</u>	<u>Adjustment</u>	<u>Revised Amount</u>	<u>COPA Fund</u>	<u>SAP Account Code</u> <u>Business Area</u>	<u>SAP Fund</u>	<u>Fiscal Year</u>
FROM: <u>General Fund</u>							
TO: <u>Department of State</u>							
Publishing Constitutional Amendments	\$2,784,000	\$2,890,000	\$ 5,674,000	001	19	20 027 00	2020

Sincerely,



Tom Wolf
Governor

This document is available on the Office of Budget FTP server:
obftp.state.pa.us/ESN/20-174.doc

cc: The Honorable Timothy DeFoor
Mr. Scott Kennedy
Ms. Tammy Blymire
Ms. Donetta M. D'Innocenzo

Mr. Joseph Weber
Mr. Keith Welks
Mr. Edward Palmer
Ms. Jen Benko

March 17, 2021

Expenditure Symbol Notification Number 20-214

Honorable Stacy Garrity
State Treasurer
Room 129, Finance Building
Harrisburg, Pennsylvania 17120

Dear Treasurer Garrity,

I am hereby authorizing the following Executive Authorization for payment during the fiscal year July 1, 2020 to June 30, 2021:

	<u>Amount</u>	<u>COPA Fund</u>	<u>SAP Account Code Business Area</u>	<u>SAP Fund</u>	<u>Fiscal Year</u>	<u>Char. Code</u>
FROM: <u>General Fund</u>						
TO: <u>Treasury</u>						
Interest on Tax Anticipation Notes	\$1,495,133.33	001	73	20 360 00	2020	5

Sincerely,



Tom Wolf
Governor

*This document is available on the Office of Budget FTP server:
obftp.state.pa.us/ESN/20-214.doc*

cc: The Honorable Timothy DeFoor
Mr. Scott Kennedy
Ms. Tammy Blymire
Ms. Donetta M. D'Innocenzo

Mr. Joseph Weber
Mr. Keith Welks
Mr. Edward Palmer
Ms. Jen Benko

April 9, 2021

Expenditure Symbol Notification Number 20-229

Honorable Stacy Garrity
State Treasurer
Room 129, Finance Building
Harrisburg, Pennsylvania 17120

Dear Treasurer Garrity,

I am hereby authorizing the following adjustment Executive Authorization for payment during the fiscal year July 1, 2020 to June 30, 2021:

	<u>Current Amount</u>	<u>Adjustment</u>	<u>Revised Amount</u>	<u>COPA Fund</u>	<u>SAP Account Code</u>		<u>Fiscal Year</u>
					<u>Business Area</u>	<u>SAP Fund</u>	
FROM: <u>General Fund</u>							
TO: <u>State</u>							
Publishing Constitutional Amendments	\$ 5,674,000	\$ 7,000	\$ 5,681,000	001	19	20 027 00	2020

Sincerely,



Tom Wolf
Governor

This document is available on the Office of Budget FTP server:
obftp.state.pa.us/ESN/20-229.doc

cc: The Honorable Timothy DeFoor
Mr. Scott Kennedy
Ms. Tammy Blymire
Ms. Donetta M. D'Innocenzo

Mr. Joseph Weber
Mr. Keith Welks
Mr. Edward Palmer
Ms. Jen Benko

April 21, 2021

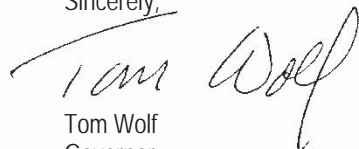
Expenditure Symbol Notification Number 20-235

Honorable Stacy Garrity
State Treasurer
Room 129, Finance Building
Harrisburg, Pennsylvania 17120

Dear Treasurer Garrity,

I am hereby authorizing the adjustment to the following executive authorization for payment during the fiscal year July 1, 2020 to June 30, 2021:

	<u>Current Amount</u>	<u>Adjustment</u>	<u>Revised Amount</u>	<u>COPA Fund</u>	<u>SAP Account Code</u>		<u>Fiscal Year</u>
					<u>Business Area</u>	<u>SAP Fund</u>	
FROM: <u>General Fund</u>							
TO: <u>Revenue</u>							
Refunding Tax Collections	\$1,000,000,000	\$262,000,000	\$1,262,000,000	B-2 001	18	20 018 00	2020

Sincerely,

 Tom Wolf
 Governor

This document is available on the Office of Budget FTP server:
obftp.state.pa.us/ESN/20-235.doc

cc: The Honorable Timothy DeFoor
 Mr. Scott Kennedy
 Ms. Tammy Blymire
 Ms. Donetta M. D'Innocenzo

Mr. Joseph Weber
 Mr. Keith Welks
 Mr. Edward Palmer
 Ms. Jen Benko

May 12, 2021

Expenditure Symbol Notification Number 20-255

Honorable Stacy Garrity
State Treasurer
Room 129, Finance Building
Harrisburg, Pennsylvania 17120

Dear Treasurer Garrity,

I am hereby authorizing adjustments to the following executive authorizations for payment during the fiscal year July 1, 2020 to June 30, 2021:

	<u>Current Amount</u>	<u>Adjustment</u>	<u>Revised Amount</u>	<u>COPA Fund</u>	<u>SAP Account Code</u>		<u>Fiscal Year</u>
					<u>Business Area</u>	<u>SAP Fund</u>	
FROM: <u>General Fund</u>							
TO: <u>Department of Revenue</u>							
Commissions – Inheritance and Realty Transfer Tax Collections	\$ 11,801,000	\$ 650,000	\$ 12,451,000	001	18	20 019 00	2020
FROM: <u>Lottery Fund</u>							
TO: <u>Department of Revenue</u>							
On-Line Vendor Commissions	\$ 65,200,000	\$ 6,000,000	\$ 71,200,000	002	18	20 022 00	2020
Instant Vendor Commissions	51,331,000	2,700,000	54,031,000	002	18	20 024 00	2020

Sincerely,



Tom Wolf
Governor

This document is available on the Office of Budget FTP server:
obftp.state.pa.us/ESN/20-255.doc

cc: The Honorable Timothy DeFoor
Mr. Scott Kennedy
Ms. Tammy Blymire
Ms. Donetta M. D'Innocenzo

Mr. Joseph Weber
Mr. Keith Welks
Mr. Edward Palmer
Ms. Jen Benko

June 2, 2021

Expenditure Symbol Notification Number 20-275

Honorable Stacy Garrity
State Treasurer
Room 129, Finance Building
Harrisburg, Pennsylvania 17120

Dear Treasurer Garrity,

I am hereby authorizing the adjustment to the following executive authorization for payment during the fiscal year July 1, 2020 to June 30, 2021:

	<u>Current Amount</u>	<u>Adjustment</u>	<u>Revised Amount</u>	<u>COPA Fund</u>	<u>SAP Account Code</u>		<u>Fiscal Year</u>
					<u>Business Area</u>	<u>SAP Fund</u>	
FROM: <u>General Fund</u>							
TO: <u>Revenue</u>							
Commissions – Inheritance and Realty Transfer Tax Collections	\$ 12,451,000	\$ 350,000	\$ 12,801,000	001	18	20 019 00	2020

Sincerely,



Tom Wolf
Governor

This document is available on the Office of Budget FTP server:
obftp.state.pa.us/ESN/20-275.doc

cc: The Honorable Timothy DeFoor
Mr. Scott Kennedy
Ms. Tammy Blymire
Ms. Donetta M. D'Innocenzo

Mr. Joseph Weber
Mr. Charles Zogby
Mr. Edward Palmer
Ms. Jen Benko

June 18, 2021

Expenditure Symbol Notification Number 20-293


Honorable Stacy Garrity
State Treasurer
Room 129, Finance Building
Harrisburg, Pennsylvania 17120

Dear Treasurer Garrity,

I am hereby authorizing adjustments to the following executive authorizations for payment during the fiscal year July 1, 2020 to June 30, 2021:

	<u>Current Amount</u>	<u>Adjustment</u>	<u>Revised Amount</u>	<u>COPA Fund</u>	<u>SAP Account Code</u>		<u>Fiscal Year</u>
					<u>Business Area</u>	<u>SAP Fund</u>	
FROM: <u>General Fund</u>							
TO: <u>Revenue</u>							
Commissions – Inheritance and Realty Transfer Tax Collections	\$12,801,000	\$850,000	\$13,651,000	001	18	20 019 00	2020
FROM: <u>Lottery Fund</u>							
TO: <u>Revenue</u>							
Payment of Prize Money	\$473,713,000	\$20,000,000	\$493,713,000	002	18	20 020 00	2020

Sincerely,



Tom Wolf
Governor

This document is available on the Office of Budget FTP server:
obftp.state.pa.us/ESN/20-293.doc

cc: The Honorable Timothy DeFoor
Mr. Scott Kennedy
Ms. Tammy Blymire
Ms. Donetta M. D'Innocenzo

Mr. Joseph Weber
Mr. Charles Zogby
Mr. Edward Palmer
Ms. Jen Benko

**COMMONWEALTH OF PENNSYLVANIA
OFFICE OF THE BUDGET**

DATE: June 28, 2021
SUBJECT: Expenditure Symbol Notification Number 20-300
TO: Honorable Stacy Garrity
 State Treasurer
FROM: Jen Swails
 Secretary of the Budget



In accordance with Section 1508 of Act 42 of 2007, I am hereby transferring funds to provide disaster assistance as a result of 2020-21 emergency proclamations.

	<u>Current Amount</u>	<u>Adjustment</u>	<u>Revised Amount</u>	<u>COPA Fund</u>	<u>SAP Account Code Business Area</u>	<u>SAP Fund</u>	<u>Fiscal Year</u>
FROM: <u>General Fund</u>							
TO: <u>Emergency Management Agency</u>							
Disaster Relief	\$ 16,700,000.00	\$ 18,795,000.00 C-9	\$ 35,495,000.00	001	31	30 357 00	2020
FROM: <u>General Fund</u>							
TO: <u>Emergency Management Agency</u>							
Summer 2013 Storm Disaster Relief	\$ 3,417,475.44	-\$ 21,253.91	\$ 3,396,221.53	001	31	30 351 13	2013
FROM: <u>General Fund</u>							
TO: <u>Human Services</u>							
Cash Grants	\$ 18,287,000.00	-\$ 7,547,000.00	\$ 10,740,000.00	001	21	10 265 00	2019
County Child Welfare	1,257,751,000.00	-11,226,746.09	1,246,524,253.91	001	21	10 266 00	2019

*This document is available on the Office of Budget FTP server:
obftp.state.pa.us/ESN/20-300.doc*

cc: The Honorable Timothy DeFoor
 Mr. Scott Kennedy
 Ms. Tammy Blymire
 Ms. Donetta M. D'Innocenzo

Mr. Joseph Weber
 Mr. Charles Zogby
 Mr. Edward Palmer
 Ms. Jen Benko

June 30, 2021

Expenditure Symbol Notification Number 20-307

Honorable Stacy Garrity
State Treasurer
Room 129, Finance Building
Harrisburg, Pennsylvania 17120

Dear Treasurer Garrity:

In accordance with Act 87 of 2019, I am hereby authorizing the following executive authorization for payment during the fiscal year July 1, 2020 to June 30, 2021:

	<u>Amount</u>	<u>COPA Fund</u>	<u>SAP Account Code Business Area</u>	<u>SAP Fund</u>	<u>Fiscal Year</u>	<u>Char. Code</u>
FROM: <u>General Fund</u>						
TO: <u>Executive Offices</u>						
Transfer to Crime Victim's Reimbursements [FA - 1000]	\$83,486.11	001	81	20 517 00	2020	1

Sincerely,



Tom Wolf
Governor

This document is available on the Office of Budget FTP server:
obftp.state.pa.us/ESN/20-307.doc

cc: The Honorable Timothy DeFoor
Mr. Scott Kennedy
Ms. Tammy Blymire
Ms. Donetta M. D'Innocenzo

Mr. Joseph Weber
Mr. Charles Zogby
Mr. Edward Palmer
Ms. Jen Benko

PART LI
Additional Appropriations for 2020-21

Department/Appropriation	Current		Adjustment		Revised Appropriation	SAP Account Code				
	State	Federal	State	Federal		COPA Fund	Business Area	SAP Fund	Fiscal Year	Char. Code
FUND TOTAL	19,435,408,000	21,543,157,000	849,937,000	57,611,000	41,886,113,000					

LOTTERY FUND

Human Services

Medical Assistance - Community HealthChoices.....	348,966,000		90,000,000		438,966,000	002	21	11 134 00	2020	3
FUND TOTAL	348,966,000	0	90,000,000	0	438,966,000					

TOBACCO SETTLEMENT FUND

Human Services

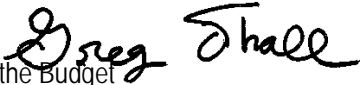
Medical Assistance - Community HealthChoices.....	139,551,000		15,897,000		155,448,000	071	21	11 135 00	2020	3
FUND TOTAL	139,551,000	0	15,897,000	0	155,448,000					

COMMONWEALTH OF PENNSYLVANIA
OFFICE OF THE BUDGET

DATE: September 21, 2021

SUBJECT: Expenditure Symbol Notification Number 21-115

TO: Honorable Stacy Garrity
State Treasurer

FROM: Greg Thall 
Secretary of the Budget

In accordance with Act 24 of 2021, I am hereby authorizing the following executive authorization for payment during the fiscal year July 1, 2020 to June 30, 2021:

	<u>Amount</u>	<u>SAP Account Code</u>			<u>Fiscal Year</u>	<u>Char. Code</u>
		<u>COPA Fund</u>	<u>Business Area</u>	<u>SAP Fund</u>		
FROM: <u>General Fund</u>						
TO: <u>Executive Offices:</u>						
Transfer to Budget Stabilization Reserve Fund	\$ 2,621,516,423.69	C-8 001	81	20 304 00	2020	3

This document is available on the Office of Budget FTP server:
obftp.state.pa.us/ESN/21-115.doc

cc: The Honorable Timothy DeFoor
Mr. Scott Kennedy
Ms. Tammy Blymire
Ms. Donetta M. D'Innocenzo

Mr. Joseph Weber
Mr. Charles Zogby
Mr. Edward Palmer
Ms. Jen Benko